

EJECUCION ACUMULADA DE EGRESOS

| Sucursal 00 | | Vigencia ACTUAL | | Fecha Inicial 01/01/2023 | | Fecha Final 31/10/2023 | | Tipo rubro TODOS | | | |
|---|--|---------------------|-------------------|-----------------------------|-------------------|---------------------------|------------------|---------------------|--------------------|-------------------|--------|
| RUBRO | NOMBRE | PRESUPUESTO INICIAL | MODIFICACIONES | PRESUPUESTO DEFINITIVO | DISPONIB. | REGISTROS | DEFINITIVAS | PAGOS | SALDO POR EJECUTAR | FUENTE DE RECURSO | % EJE |
| UNIDAD EJECUTORA: 1 - ADMINISTRACIÓN CENTRAL | | | | | | | | | | | |
| 2 | Gastos ISER | 9,548,100,250.00 | 13,589,353,627.85 | 23,137,453,877.85 | 12,791,364,435.63 | 10,597,881,155.68 | 8,576,645,554.09 | 8,558,893,527.09 | 12,539,572,722.17 | 010 | 45.80 |
| 2.1 | Funcionamiento | 8,639,248,019.00 | 4,913,612,525.95 | 13,552,860,544.95 | 9,349,425,710.23 | 9,198,032,319.87 | 7,698,818,814.86 | 7,681,066,787.86 | 4,354,828,225.08 | 010 | 67.87 |
| 2.1.1 | Gastos de personal | 6,018,427,000.00 | 3,450,419,874.14 | 9,468,846,874.14 | 5,841,769,469.00 | 5,831,608,953.00 | 5,357,035,970.00 | 5,355,954,291.00 | 3,637,237,921.14 | 010 | 61.59 |
| 2.1.1.01 | Planta de personal permanente | 4,944,369,619.00 | 2,251,292,166.00 | 7,195,661,785.00 | 3,956,412,505.00 | 3,956,412,505.00 | 3,956,412,505.00 | 3,956,412,505.00 | 3,239,249,280.00 | 010 | 54.98 |
| 2.1.1.01.01 | Factores constitutivos de salario | 3,565,397,271.00 | 1,812,713,066.00 | 5,378,110,337.00 | 3,148,301,133.00 | 3,148,301,133.00 | 3,148,301,133.00 | 3,148,301,133.00 | 2,229,809,204.00 | 010 | 58.54 |
| 2.1.1.01.01.001 | Factores salariales comunes | 3,565,397,271.00 | 1,812,713,066.00 | 5,378,110,337.00 | 3,148,301,133.00 | 3,148,301,133.00 | 3,148,301,133.00 | 3,148,301,133.00 | 2,229,809,204.00 | 010 | 58.54 |
| 2.1.1.01.01.001.01 | Sueldo básico | 3,178,088,419.00 | 1,400,552,166.00 | 4,578,640,585.00 | 2,883,383,769.00 | 2,883,383,769.00 | 2,883,383,769.00 | 2,883,383,769.00 | 1,695,256,816.00 | 010 | 62.97 |
| 2.1.1.01.01.001.01.01 | Docentes de Planta | 791,121,082.00 | 0.00 | 791,121,082.00 | 562,173,668.00 | 562,173,668.00 | 562,173,668.00 | 562,173,668.00 | 228,947,414.00 | 010 | 71.06 |
| 2.1.1.01.01.001.01.01 | Docentes de Planta | 0.00 | 43,152,100.00 | 43,152,100.00 | 43,152,100.00 | 43,152,100.00 | 43,152,100.00 | 43,152,100.00 | 0.00 | 010RB | 100.00 |
| 2.1.1.01.01.001.01.02 | Docentes de Ocasionales | 740,917,495.00 | 0.00 | 740,917,495.00 | 728,730,500.00 | 728,730,500.00 | 728,730,500.00 | 728,730,500.00 | 12,186,995.00 | 010 | 98.36 |
| 2.1.1.01.01.001.01.02 | Docentes de Ocasionales | 0.00 | 83,245,000.00 | 83,245,000.00 | 83,245,000.00 | 83,245,000.00 | 83,245,000.00 | 83,245,000.00 | 0.00 | 010RB | 100.00 |
| 2.1.1.01.01.001.01.02 | Docentes de Ocasionales | 0.00 | 234,669.00 | 234,669.00 | 0.00 | 0.00 | 0.00 | 0.00 | 234,669.00 | 022RB | 0.00 |
| 2.1.1.01.01.001.01.02 | Docentes de Ocasionales | 0.00 | 122,831,463.00 | 122,831,463.00 | 0.00 | 0.00 | 0.00 | 0.00 | 122,831,463.00 | 014 | 0.00 |
| 2.1.1.01.01.001.01.03 | Académicos | 472,122,759.00 | 0.00 | 472,122,759.00 | 416,204,827.00 | 416,204,827.00 | 416,204,827.00 | 416,204,827.00 | 55,917,932.00 | 010 | 88.16 |
| 2.1.1.01.01.001.01.03 | Académicos | 0.00 | 27,203,700.00 | 27,203,700.00 | 27,203,700.00 | 27,203,700.00 | 27,203,700.00 | 27,203,700.00 | 0.00 | 010RB | 100.00 |
| 2.1.1.01.01.001.01.04 | Administrativos | 980,534,145.00 | -460,500,000.00 | 520,034,145.00 | 518,364,178.00 | 518,364,178.00 | 518,364,178.00 | 518,364,178.00 | 1,669,967.00 | 010 | 99.68 |
| 2.1.1.01.01.001.01.04 | Administrativos | 0.00 | 1,112,742,034.00 | 1,112,742,034.00 | 343,287,458.00 | 343,287,458.00 | 343,287,458.00 | 343,287,458.00 | 769,454,576.00 | 010RB | 30.85 |
| 2.1.1.01.01.001.01.04 | Administrativos | 0.00 | 460,500,000.00 | 460,500,000.00 | 0.00 | 0.00 | 0.00 | 0.00 | 460,500,000.00 | 021 | 0.00 |
| 2.1.1.01.01.001.01.05 | Bienestar | 105,636,856.00 | 0.00 | 105,636,856.00 | 90,219,276.00 | 90,219,276.00 | 90,219,276.00 | 90,219,276.00 | 15,417,580.00 | 010 | 85.41 |
| 2.1.1.01.01.001.01.05 | Bienestar | 0.00 | 6,086,800.00 | 6,086,800.00 | 6,086,800.00 | 6,086,800.00 | 6,086,800.00 | 6,086,800.00 | 0.00 | 010RB | 100.00 |
| 2.1.1.01.01.001.01.06 | Extensión | 43,878,041.00 | 0.00 | 43,878,041.00 | 37,485,752.00 | 37,485,752.00 | 37,485,752.00 | 37,485,752.00 | 6,392,289.00 | 010 | 85.43 |
| 2.1.1.01.01.001.01.06 | Extensión | 0.00 | 2,528,200.00 | 2,528,200.00 | 2,528,200.00 | 2,528,200.00 | 2,528,200.00 | 2,528,200.00 | 0.00 | 010RB | 100.00 |
| 2.1.1.01.01.001.01.07 | Investigación | 43,878,041.00 | 0.00 | 43,878,041.00 | 22,174,110.00 | 22,174,110.00 | 22,174,110.00 | 22,174,110.00 | 21,703,931.00 | 010 | 50.54 |
| 2.1.1.01.01.001.01.07 | Investigación | 0.00 | 2,528,200.00 | 2,528,200.00 | 2,528,200.00 | 2,528,200.00 | 2,528,200.00 | 2,528,200.00 | 0.00 | 010RB | 100.00 |
| 2.1.1.01.01.001.02 | Horas extras, dominicales, festivos y recargos | 1,000,000.00 | 0.00 | 1,000,000.00 | 0.00 | 0.00 | 0.00 | 0.00 | 1,000,000.00 | 010 | 0.00 |
| 2.1.1.01.01.001.02.03 | Académicos | 200,000.00 | 0.00 | 200,000.00 | 0.00 | 0.00 | 0.00 | 0.00 | 200,000.00 | 010 | 0.00 |
| 2.1.1.01.01.001.02.05 | Bienestar | 200,000.00 | 0.00 | 200,000.00 | 0.00 | 0.00 | 0.00 | 0.00 | 200,000.00 | 010 | 0.00 |
| 2.1.1.01.01.001.02.05 | Extensión | 200,000.00 | 0.00 | 200,000.00 | 0.00 | 0.00 | 0.00 | 0.00 | 200,000.00 | 010 | 0.00 |
| 2.1.1.01.01.001.02.07 | Investigación | 200,000.00 | 0.00 | 200,000.00 | 0.00 | 0.00 | 0.00 | 0.00 | 200,000.00 | 010 | 0.00 |
| 2.1.1.01.01.001.04 | Subsidio de alimentación | 9,340,971.00 | 20,000,000.00 | 29,340,971.00 | 8,524,393.00 | 8,524,393.00 | 8,524,393.00 | 8,524,393.00 | 20,816,578.00 | 010 | 29.05 |
| 2.1.1.01.01.001.04.02 | Docentes de Ocasionales | 0.00 | 12,000,000.00 | 12,000,000.00 | 523,992.00 | 523,992.00 | 523,992.00 | 523,992.00 | 11,476,008.00 | 010RB | 4.37 |
| 2.1.1.01.01.001.04.03 | Académicos | 5,604,583.00 | 0.00 | 5,604,583.00 | 4,064,796.00 | 4,064,796.00 | 4,064,796.00 | 4,064,796.00 | 1,539,787.00 | 010 | 72.53 |
| 2.1.1.01.01.001.04.03 | Académicos | 0.00 | 2,000,000.00 | 2,000,000.00 | 936,804.00 | 936,804.00 | 936,804.00 | 936,804.00 | 1,063,196.00 | 010RB | 46.84 |
| 2.1.1.01.01.001.04.04 | Administrativos | 2,802,291.00 | 0.00 | 2,802,291.00 | 1,530,511.00 | 1,530,511.00 | 1,530,511.00 | 1,530,511.00 | 1,271,780.00 | 010 | 54.62 |
| 2.1.1.01.01.001.04.04 | Administrativos | 0.00 | 5,000,000.00 | 5,000,000.00 | 634,690.00 | 634,690.00 | 634,690.00 | 634,690.00 | 4,365,310.00 | 010RB | 12.69 |
| 2.1.1.01.01.001.04.05 | Bienestar | 934,097.00 | 0.00 | 934,097.00 | 677,466.00 | 677,466.00 | 677,466.00 | 677,466.00 | 256,631.00 | 010 | 72.53 |
| 2.1.1.01.01.001.04.05 | Bienestar | 0.00 | 1,000,000.00 | 1,000,000.00 | 156,134.00 | 156,134.00 | 156,134.00 | 156,134.00 | 843,866.00 | 010RB | 15.61 |
| 2.1.1.01.01.001.05 | Auxilio de transporte | 15,044,884.00 | 20,000,000.00 | 35,044,884.00 | 14,446,177.00 | 14,446,177.00 | 14,446,177.00 | 14,446,177.00 | 20,598,707.00 | 010 | 41.22 |
| 2.1.1.01.01.001.05.02 | Docentes de Ocasionales | 0.00 | 12,000,000.00 | 12,000,000.00 | 934,546.00 | 934,546.00 | 934,546.00 | 934,546.00 | 11,065,454.00 | 010RB | 7.79 |
| 2.1.1.01.01.001.05.03 | Académicos | 9,026,931.00 | 0.00 | 9,026,931.00 | 6,752,724.00 | 6,752,724.00 | 6,752,724.00 | 6,752,724.00 | 2,274,207.00 | 010 | 74.81 |
| 2.1.1.01.01.001.05.03 | Académicos | 0.00 | 2,000,000.00 | 2,000,000.00 | 1,683,636.00 | 1,683,636.00 | 1,683,636.00 | 1,683,636.00 | 316,364.00 | 010RB | 84.18 |
| 2.1.1.01.01.001.05.04 | Administrativos | 4,513,465.00 | 0.00 | 4,513,465.00 | 2,564,322.00 | 2,564,322.00 | 2,564,322.00 | 2,564,322.00 | 1,949,143.00 | 010 | 56.81 |
| 2.1.1.01.01.001.05.04 | Administrativos | 0.00 | 5,000,000.00 | 5,000,000.00 | 1,104,889.00 | 1,104,889.00 | 1,104,889.00 | 1,104,889.00 | 3,895,111.00 | 010RB | 22.10 |

EJECUCION ACUMULADA DE EGRESOS

| Sucursal 00 | | Vigencia ACTUAL | | Fecha Inicial 01/01/2023 | | Fecha Final 31/10/2023 | | Tipo rubro TODOS | | | |
|------------------------------|---|-----------------------|-----------------------|-----------------------------|-----------------------|---------------------------|-----------------------|-----------------------|-----------------------|-------------------|--------------|
| RUBRO | NOMBRE | PRESUPUESTO INICIAL | MODIFICACIONES | PRESUPUESTO DEFINITIVO | DISPONIB. | REGISTROS | DEFINITIVAS | PAGOS | SALDO POR EJECUTAR | FUENTE DE RECURSO | % EJEC |
| 2.1.1.01.01.001.05.05 | Bienestar | 1,504,488.00 | 0.00 | 1,504,488.00 | 1,125,454.00 | 1,125,454.00 | 1,125,454.00 | 1,125,454.00 | 379,034.00 | 010 | 74.81 |
| 2.1.1.01.01.001.05.05 | Bienestar | 0.00 | 1,000,000.00 | 1,000,000.00 | 280,606.00 | 280,606.00 | 280,606.00 | 280,606.00 | 719,394.00 | 010RB | 28.06 |
| 2.1.1.01.01.001.06 | Prima de servicio | 125,477,064.00 | 4,919,400.00 | 130,396,464.00 | 130,010,892.00 | 130,010,892.00 | 130,010,892.00 | 130,010,892.00 | 385,572.00 | 010 | 99.70 |
| 2.1.1.01.01.001.06.01 | Docentes de Planta | 35,502,708.00 | -5,321,041.00 | 29,181,667.00 | 29,181,667.00 | 29,181,667.00 | 29,181,667.00 | 29,181,667.00 | 0.00 | 010 | 100.00 |
| 2.1.1.01.01.001.06.01 | Docentes de Planta | 0.00 | 0.00 | 0.00 | 0.00 | 0.00 | 0.00 | 0.00 | 0.00 | 010RB | NaN |
| 2.1.1.01.01.001.06.02 | Docentes de Ocasionales | 14,755,478.00 | 6,684,983.00 | 21,440,461.00 | 21,331,510.00 | 21,331,510.00 | 21,331,510.00 | 21,331,510.00 | 108,951.00 | 010 | 99.49 |
| 2.1.1.01.01.001.06.02 | Docentes de Ocasionales | 0.00 | 1,509,970.00 | 1,509,970.00 | 1,233,349.00 | 1,233,349.00 | 1,233,349.00 | 1,233,349.00 | 276,621.00 | 010RB | 81.68 |
| 2.1.1.01.01.001.06.03 | Académicos | 21,934,604.00 | 4,049,778.00 | 25,984,382.00 | 25,984,382.00 | 25,984,382.00 | 25,984,382.00 | 25,984,382.00 | 0.00 | 010 | 100.00 |
| 2.1.1.01.01.001.06.03 | Académicos | 0.00 | 473,400.00 | 473,400.00 | 473,400.00 | 473,400.00 | 473,400.00 | 473,400.00 | 0.00 | 010RB | 100.00 |
| 2.1.1.01.01.001.06.04 | Administrativos | 44,468,799.00 | -3,052,158.00 | 41,416,641.00 | 41,416,641.00 | 41,416,641.00 | 41,416,641.00 | 41,416,641.00 | 0.00 | 010 | 100.00 |
| 2.1.1.01.01.001.06.04 | Administrativos | 0.00 | 1,800,900.00 | 1,800,900.00 | 1,800,900.00 | 1,800,900.00 | 1,800,900.00 | 1,800,900.00 | 0.00 | 010RB | 100.00 |
| 2.1.1.01.01.001.06.05 | Bienestar | 4,865,811.00 | 218,705.00 | 5,084,516.00 | 5,084,516.00 | 5,084,516.00 | 5,084,516.00 | 5,084,516.00 | 0.00 | 010 | 100.00 |
| 2.1.1.01.01.001.06.05 | Bienestar | 0.00 | 303.00 | 303.00 | 303.00 | 303.00 | 303.00 | 303.00 | 0.00 | 010RB | 100.00 |
| 2.1.1.01.01.001.06.06 | Extensión | 1,974,832.00 | 0.00 | 1,974,832.00 | 1,974,832.00 | 1,974,832.00 | 1,974,832.00 | 1,974,832.00 | 0.00 | 010 | 100.00 |
| 2.1.1.01.01.001.06.06 | Extensión | 0.00 | 86,476.00 | 86,476.00 | 86,476.00 | 86,476.00 | 86,476.00 | 86,476.00 | 0.00 | 010RB | 100.00 |
| 2.1.1.01.01.001.06.07 | Investigación | 1,974,832.00 | -531,916.00 | 1,442,916.00 | 1,442,916.00 | 1,442,916.00 | 1,442,916.00 | 1,442,916.00 | 0.00 | 010 | 100.00 |
| 2.1.1.01.01.001.06.07 | Investigación | 0.00 | 0.00 | 0.00 | 0.00 | 0.00 | 0.00 | 0.00 | 0.00 | 010RB | NaN |
| 2.1.1.01.01.001.07 | Bonificación por servicios prestados | 87,434,572.00 | 3,462,600.00 | 90,897,172.00 | 81,189,959.00 | 81,189,959.00 | 81,189,959.00 | 81,189,959.00 | 9,707,213.00 | 010 | 89.32 |
| 2.1.1.01.01.001.07.01 | Docentes de Planta | 24,147,591.00 | 0.00 | 24,147,591.00 | 20,897,904.00 | 20,897,904.00 | 20,897,904.00 | 20,897,904.00 | 3,249,687.00 | 010 | 86.54 |
| 2.1.1.01.01.001.07.01 | Docentes de Planta | 0.00 | 1,317,100.00 | 1,317,100.00 | 0.00 | 0.00 | 0.00 | 0.00 | 1,317,100.00 | 010RB | 0.00 |
| 2.1.1.01.01.001.07.02 | Docentes de Ocasionales | 10,052,292.00 | 0.00 | 10,052,292.00 | 7,146,563.00 | 7,146,563.00 | 7,146,563.00 | 7,146,563.00 | 2,905,729.00 | 010 | 71.09 |
| 2.1.1.01.01.001.07.02 | Docentes de Ocasionales | 0.00 | 237,700.00 | 237,700.00 | 0.00 | 0.00 | 0.00 | 0.00 | 237,700.00 | 010RB | 0.00 |
| 2.1.1.01.01.001.07.03 | Académicos | 16,276,541.00 | 4,274,647.00 | 20,551,188.00 | 20,551,188.00 | 20,551,188.00 | 20,551,188.00 | 20,551,188.00 | 0.00 | 010 | 100.00 |
| 2.1.1.01.01.001.07.03 | Académicos | 0.00 | 1,035,500.00 | 1,035,500.00 | 673,686.00 | 673,686.00 | 673,686.00 | 673,686.00 | 361,814.00 | 010RB | 65.06 |
| 2.1.1.01.01.001.07.04 | Administrativos | 30,803,369.00 | -4,274,647.00 | 26,528,722.00 | 26,210,129.00 | 26,210,129.00 | 26,210,129.00 | 26,210,129.00 | 318,593.00 | 010 | 98.80 |
| 2.1.1.01.01.001.07.04 | Administrativos | 0.00 | 667,500.00 | 667,500.00 | 667,500.00 | 667,500.00 | 667,500.00 | 667,500.00 | 0.00 | 010RB | 100.00 |
| 2.1.1.01.01.001.07.05 | Bienestar | 3,468,369.00 | 0.00 | 3,468,369.00 | 2,238,943.00 | 2,238,943.00 | 2,238,943.00 | 2,238,943.00 | 1,229,426.00 | 010 | 64.55 |
| 2.1.1.01.01.001.07.05 | Bienestar | 0.00 | 58,200.00 | 58,200.00 | 0.00 | 0.00 | 0.00 | 0.00 | 58,200.00 | 010RB | 0.00 |
| 2.1.1.01.01.001.07.06 | Extensión | 1,343,205.00 | 0.00 | 1,343,205.00 | 1,343,205.00 | 1,343,205.00 | 1,343,205.00 | 1,343,205.00 | 0.00 | 010 | 100.00 |
| 2.1.1.01.01.001.07.06 | Extensión | 0.00 | 73,300.00 | 73,300.00 | 58,818.00 | 58,818.00 | 58,818.00 | 58,818.00 | 14,482.00 | 010RB | 80.24 |
| 2.1.1.01.01.001.07.07 | Investigación | 1,343,205.00 | 0.00 | 1,343,205.00 | 1,343,205.00 | 1,343,205.00 | 1,343,205.00 | 1,343,205.00 | 0.00 | 010 | 100.00 |
| 2.1.1.01.01.001.07.07 | Investigación | 0.00 | 73,300.00 | 73,300.00 | 58,818.00 | 58,818.00 | 58,818.00 | 58,818.00 | 14,482.00 | 010RB | 80.24 |
| 2.1.1.01.01.001.08 | Prestaciones sociales | 149,011,361.00 | 363,778,900.00 | 512,790,261.00 | 30,745,943.00 | 30,745,943.00 | 30,745,943.00 | 30,745,943.00 | 482,044,318.00 | 010 | 6.00 |
| 2.1.1.01.01.001.08.01 | Prima de navidad | 76,008,465.00 | 258,943,100.00 | 334,951,565.00 | 19,416,431.00 | 19,416,431.00 | 19,416,431.00 | 19,416,431.00 | 315,535,134.00 | 010 | 5.80 |
| 2.1.1.01.01.001.08.01.01 | Docentes de Planta | 19,261,452.00 | 60,000,000.00 | 79,261,452.00 | 0.00 | 0.00 | 0.00 | 0.00 | 79,261,452.00 | 010 | 0.00 |
| 2.1.1.01.01.001.08.01.01 | Docentes de Planta | 0.00 | 1,050,600.00 | 1,050,600.00 | 0.00 | 0.00 | 0.00 | 0.00 | 1,050,600.00 | 010RB | 0.00 |
| 2.1.1.01.01.001.08.01.02 | Docentes de Ocasionales | 15,938,161.00 | 61,081,510.00 | 77,019,671.00 | 17,019,671.00 | 17,019,671.00 | 17,019,671.00 | 17,019,671.00 | 60,000,000.00 | 010 | 22.10 |
| 2.1.1.01.01.001.08.01.02 | Docentes de Ocasionales | 0.00 | 361,500.00 | 361,500.00 | 361,300.00 | 361,300.00 | 361,300.00 | 361,300.00 | 200.00 | 010RB | 99.94 |
| 2.1.1.01.01.001.08.01.03 | Académicos | 11,900,284.00 | 40,000,000.00 | 51,900,284.00 | 0.00 | 0.00 | 0.00 | 0.00 | 51,900,284.00 | 010 | 0.00 |
| 2.1.1.01.01.001.08.01.03 | Académicos | 0.00 | 256,800.00 | 256,800.00 | 0.00 | 0.00 | 0.00 | 0.00 | 256,800.00 | 010RB | 0.00 |
| 2.1.1.01.01.001.08.01.04 | Administrativos | 24,125,867.00 | 78,918,490.00 | 103,044,357.00 | 1,058,360.00 | 1,058,360.00 | 1,058,360.00 | 1,058,360.00 | 101,985,997.00 | 010 | 1.03 |
| 2.1.1.01.01.001.08.01.04 | Administrativos | 0.00 | 977,100.00 | 977,100.00 | 977,100.00 | 977,100.00 | 977,100.00 | 977,100.00 | 0.00 | 010RB | 100.00 |
| 2.1.1.01.01.001.08.01.05 | Bienestar | 2,639,871.00 | 8,500,000.00 | 11,139,871.00 | 0.00 | 0.00 | 0.00 | 0.00 | 11,139,871.00 | 010 | 0.00 |
| 2.1.1.01.01.001.08.01.05 | Bienestar | 0.00 | 80,300.00 | 80,300.00 | 0.00 | 0.00 | 0.00 | 0.00 | 80,300.00 | 010RB | 0.00 |
| 2.1.1.01.01.001.08.01.06 | Extensión | 1,071,415.00 | 3,800,000.00 | 4,871,415.00 | 0.00 | 0.00 | 0.00 | 0.00 | 4,871,415.00 | 010 | 0.00 |

EJECUCION ACUMULADA DE EGRESOS

| Sucursal 00 | | Vigencia ACTUAL | | Fecha Inicial 01/01/2023 | | Fecha Final 31/10/2023 | | Tipo rubro TODOS | | | |
|------------------------------|--|-------------------------|-----------------------|-----------------------------|-----------------------|---------------------------|-----------------------|-----------------------|-----------------------|-------------------|--------------|
| RUBRO | NOMBRE | PRESUPUESTO INICIAL | MODIFICACIONES | PRESUPUESTO DEFINITIVO | DISPONIB. | REGISTROS | DEFINITIVAS | PAGOS | SALDO POR EJECUTAR | FUENTE DE RECURSO | % EJEC |
| 2.1.1.01.01.001.08.01.06 | Extensión | 0.00 | 58,400.00 | 58,400.00 | 0.00 | 0.00 | 0.00 | 0.00 | 58,400.00 | 010RB | 0.00 |
| 2.1.1.01.01.001.08.01.07 | Investigación | 1,071,415.00 | 3,800,000.00 | 4,871,415.00 | 0.00 | 0.00 | 0.00 | 0.00 | 4,871,415.00 | 010 | 0.00 |
| 2.1.1.01.01.001.08.01.07 | Investigación | 0.00 | 58,400.00 | 58,400.00 | 0.00 | 0.00 | 0.00 | 0.00 | 58,400.00 | 010RB | 0.00 |
| 2.1.1.01.01.001.08.02 | Prima de vacaciones | 73,002,896.00 | 104,835,800.00 | 177,838,696.00 | 11,329,512.00 | 11,329,512.00 | 11,329,512.00 | 11,329,512.00 | 166,509,184.00 | 010 | 6.37 |
| 2.1.1.01.01.001.08.02.01 | Docentes de Planta | 18,490,994.00 | 20,000,000.00 | 38,490,994.00 | 0.00 | 0.00 | 0.00 | 0.00 | 38,490,994.00 | 010 | 0.00 |
| 2.1.1.01.01.001.08.02.01 | Docentes de Planta | 0.00 | 1,008,600.00 | 1,008,600.00 | 0.00 | 0.00 | 0.00 | 0.00 | 1,008,600.00 | 010RB | 0.00 |
| 2.1.1.01.01.001.08.02.02 | Docentes de Ocasionales | 15,335,404.00 | 28,000,000.00 | 43,335,404.00 | 10,341,789.00 | 10,341,789.00 | 10,341,789.00 | 10,341,789.00 | 32,993,615.00 | 010 | 23.86 |
| 2.1.1.01.01.001.08.02.02 | Docentes de Ocasionales | 0.00 | 353,300.00 | 353,300.00 | 0.00 | 0.00 | 0.00 | 0.00 | 353,300.00 | 010RB | 0.00 |
| 2.1.1.01.01.001.08.02.03 | Académicos | 11,424,273.00 | 13,000,000.00 | 24,424,273.00 | 0.00 | 0.00 | 0.00 | 0.00 | 24,424,273.00 | 010 | 0.00 |
| 2.1.1.01.01.001.08.02.03 | Académicos | 0.00 | 246,600.00 | 246,600.00 | 0.00 | 0.00 | 0.00 | 0.00 | 246,600.00 | 010RB | 0.00 |
| 2.1.1.01.01.001.08.02.04 | Administrativos | 23,160,833.00 | 26,000,000.00 | 49,160,833.00 | 426,291.00 | 426,291.00 | 426,291.00 | 426,291.00 | 48,734,542.00 | 010 | 0.87 |
| 2.1.1.01.01.001.08.02.04 | Administrativos | 0.00 | 938,000.00 | 938,000.00 | 561,432.00 | 561,432.00 | 561,432.00 | 561,432.00 | 376,568.00 | 010RB | 59.85 |
| 2.1.1.01.01.001.08.02.05 | Bienestar | 2,534,276.00 | 3,000,000.00 | 5,534,276.00 | 0.00 | 0.00 | 0.00 | 0.00 | 5,534,276.00 | 010 | 0.00 |
| 2.1.1.01.01.001.08.02.05 | Bienestar | 0.00 | 77,100.00 | 77,100.00 | 0.00 | 0.00 | 0.00 | 0.00 | 77,100.00 | 010RB | 0.00 |
| 2.1.1.01.01.001.08.02.06 | Extensión | 1,028,558.00 | 1,100,000.00 | 2,128,558.00 | 0.00 | 0.00 | 0.00 | 0.00 | 2,128,558.00 | 010 | 0.00 |
| 2.1.1.01.01.001.08.02.06 | Extensión | 0.00 | 56,100.00 | 56,100.00 | 0.00 | 0.00 | 0.00 | 0.00 | 56,100.00 | 010RB | 0.00 |
| 2.1.1.01.01.001.08.02.07 | Investigación | 1,028,558.00 | 11,000,000.00 | 12,028,558.00 | 0.00 | 0.00 | 0.00 | 0.00 | 12,028,558.00 | 010 | 0.00 |
| 2.1.1.01.01.001.08.02.07 | Investigación | 0.00 | 56,100.00 | 56,100.00 | 0.00 | 0.00 | 0.00 | 0.00 | 56,100.00 | 010RB | 0.00 |
| 2.1.1.01.02 | Contribuciones inherentes a la nómina | 1,136,320,384.00 | 353,400,700.00 | 1,489,721,084.00 | 761,236,870.00 | 761,236,870.00 | 761,236,870.00 | 761,236,870.00 | 728,484,214.00 | 010 | 51.10 |
| 2.1.1.01.02.001 | Aportes a la seguridad social en pensiones | 431,599,109.00 | 27,486,400.00 | 459,085,509.00 | 315,751,700.00 | 315,751,700.00 | 315,751,700.00 | 315,751,700.00 | 143,333,809.00 | 010 | 68.78 |
| 2.1.1.01.02.001.01 | Aportes a la seguridad social en pensiones | 431,599,109.00 | 27,486,400.00 | 459,085,509.00 | 315,751,700.00 | 315,751,700.00 | 315,751,700.00 | 315,751,700.00 | 143,333,809.00 | 010 | 68.78 |
| 2.1.1.01.02.001.01.01 | Docentes de Planta | 104,045,215.00 | 0.00 | 104,045,215.00 | 62,048,800.00 | 62,048,800.00 | 62,048,800.00 | 62,048,800.00 | 41,996,415.00 | 010 | 59.64 |
| 2.1.1.01.02.001.01.01 | Docentes de Planta | 0.00 | 5,675,200.00 | 5,675,200.00 | 5,675,200.00 | 5,675,200.00 | 5,675,200.00 | 5,675,200.00 | 0.00 | 010RB | 100.00 |
| 2.1.1.01.02.001.01.02 | Docentes de Ocasionales | 110,476,447.00 | 0.00 | 110,476,447.00 | 71,186,200.00 | 71,186,200.00 | 71,186,200.00 | 71,186,200.00 | 39,290,247.00 | 010 | 64.44 |
| 2.1.1.01.02.001.01.02 | Docentes de Ocasionales | 0.00 | 10,720,100.00 | 10,720,100.00 | 10,720,100.00 | 10,720,100.00 | 10,720,100.00 | 10,720,100.00 | 0.00 | 010RB | 100.00 |
| 2.1.1.01.02.001.01.03 | Académicos | 62,446,472.00 | 0.00 | 62,446,472.00 | 46,435,000.00 | 46,435,000.00 | 46,435,000.00 | 46,435,000.00 | 16,011,472.00 | 010 | 74.36 |
| 2.1.1.01.02.001.01.03 | Académicos | 0.00 | 3,223,000.00 | 3,223,000.00 | 3,223,000.00 | 3,223,000.00 | 3,223,000.00 | 3,223,000.00 | 0.00 | 010RB | 100.00 |
| 2.1.1.01.02.001.01.04 | Administrativos | 129,142,541.00 | 0.00 | 129,142,541.00 | 89,992,200.00 | 89,992,200.00 | 89,992,200.00 | 89,992,200.00 | 39,150,341.00 | 010 | 69.68 |
| 2.1.1.01.02.001.01.04 | Administrativos | 0.00 | 6,456,800.00 | 6,456,800.00 | 6,456,800.00 | 6,456,800.00 | 6,456,800.00 | 6,456,800.00 | 0.00 | 010RB | 100.00 |
| 2.1.1.01.02.001.01.05 | Bienestar | 13,944,144.00 | 0.00 | 13,944,144.00 | 10,084,800.00 | 10,084,800.00 | 10,084,800.00 | 10,084,800.00 | 3,859,344.00 | 010 | 72.32 |
| 2.1.1.01.02.001.01.05 | Bienestar | 0.00 | 749,300.00 | 749,300.00 | 749,300.00 | 749,300.00 | 749,300.00 | 749,300.00 | 0.00 | 010RB | 100.00 |
| 2.1.1.01.02.001.01.06 | Extensión | 5,772,145.00 | 0.00 | 5,772,145.00 | 4,158,400.00 | 4,158,400.00 | 4,158,400.00 | 4,158,400.00 | 1,613,745.00 | 010 | 72.04 |
| 2.1.1.01.02.001.01.06 | Extensión | 0.00 | 331,000.00 | 331,000.00 | 331,000.00 | 331,000.00 | 331,000.00 | 331,000.00 | 0.00 | 010RB | 100.00 |
| 2.1.1.01.02.001.01.07 | Investigación | 5,772,145.00 | 0.00 | 5,772,145.00 | 4,359,900.00 | 4,359,900.00 | 4,359,900.00 | 4,359,900.00 | 1,412,245.00 | 010 | 75.53 |
| 2.1.1.01.02.001.01.07 | Investigación | 0.00 | 331,000.00 | 331,000.00 | 331,000.00 | 331,000.00 | 331,000.00 | 331,000.00 | 0.00 | 010RB | 100.00 |
| 2.1.1.01.02.002 | Aportes a la seguridad social en salud | 305,716,036.00 | 19,469,700.00 | 325,185,736.00 | 225,536,200.00 | 225,536,200.00 | 225,536,200.00 | 225,536,200.00 | 99,649,536.00 | 010 | 69.36 |
| 2.1.1.01.02.002.01 | Aportes a la seguridad social en salud - Públicas | 305,716,036.00 | 19,469,700.00 | 325,185,736.00 | 225,536,200.00 | 225,536,200.00 | 225,536,200.00 | 225,536,200.00 | 99,649,536.00 | 010 | 69.36 |
| 2.1.1.01.02.002.01.01 | Docentes de Planta | 73,698,694.00 | 0.00 | 73,698,694.00 | 43,949,500.00 | 43,949,500.00 | 43,949,500.00 | 43,949,500.00 | 29,749,194.00 | 010 | 59.63 |
| 2.1.1.01.02.002.01.01 | Docentes de Planta | 0.00 | 4,019,900.00 | 4,019,900.00 | 4,019,900.00 | 4,019,900.00 | 4,019,900.00 | 4,019,900.00 | 0.00 | 010RB | 100.00 |
| 2.1.1.01.02.002.01.02 | Docentes de Ocasionales | 78,254,150.00 | 0.00 | 78,254,150.00 | 52,308,200.00 | 52,308,200.00 | 52,308,200.00 | 52,308,200.00 | 25,945,950.00 | 010 | 66.84 |
| 2.1.1.01.02.002.01.02 | Docentes de Ocasionales | 0.00 | 7,593,400.00 | 7,593,400.00 | 7,593,400.00 | 7,593,400.00 | 7,593,400.00 | 7,593,400.00 | 0.00 | 010RB | 100.00 |
| 2.1.1.01.02.002.01.03 | Académicos | 44,232,917.00 | 0.00 | 44,232,917.00 | 32,889,600.00 | 32,889,600.00 | 32,889,600.00 | 32,889,600.00 | 11,343,317.00 | 010 | 74.36 |
| 2.1.1.01.02.002.01.03 | Académicos | 0.00 | 2,283,000.00 | 2,283,000.00 | 2,283,000.00 | 2,283,000.00 | 2,283,000.00 | 2,283,000.00 | 0.00 | 010RB | 100.00 |
| 2.1.1.01.02.002.01.04 | Administrativos | 91,475,967.00 | 0.00 | 91,475,967.00 | 63,741,900.00 | 63,741,900.00 | 63,741,900.00 | 63,741,900.00 | 27,734,067.00 | 010 | 69.68 |
| 2.1.1.01.02.002.01.04 | Administrativos | 0.00 | 4,573,600.00 | 4,573,600.00 | 4,573,600.00 | 4,573,600.00 | 4,573,600.00 | 4,573,600.00 | 0.00 | 010RB | 100.00 |

EJECUCION ACUMULADA DE EGRESOS

| Sucursal 00 | | Vigencia ACTUAL | | Fecha Inicial 01/01/2023 | | Fecha Final 31/10/2023 | | Tipo rubro TODOS | | | |
|---------------------------|---|-----------------------|-----------------------|-----------------------------|-----------------------|---------------------------|-----------------------|-----------------------|-----------------------|-------------------|--------------|
| RUBRO | NOMBRE | PRESUPUESTO INICIAL | MODIFICACIONES | PRESUPUESTO DEFINITIVO | DISPONIB. | REGISTROS | DEFINITIVAS | PAGOS | SALDO POR EJECUTAR | FUENTE DE RECURSO | % EJEC |
| 2.1.1.01.02.002.01.05 | Bienestar | 9,877,102.00 | 0.00 | 9,877,102.00 | 7,143,600.00 | 7,143,600.00 | 7,143,600.00 | 7,143,600.00 | 2,733,502.00 | 010 | 72.32 |
| 2.1.1.01.02.002.01.05 | Bienestar | 0.00 | 530,800.00 | 530,800.00 | 530,800.00 | 530,800.00 | 530,800.00 | 530,800.00 | 0.00 | 010RB | 100.00 |
| 2.1.1.01.02.002.01.06 | Extensión | 4,088,603.00 | 0.00 | 4,088,603.00 | 2,945,500.00 | 2,945,500.00 | 2,945,500.00 | 2,945,500.00 | 1,143,103.00 | 010 | 72.04 |
| 2.1.1.01.02.002.01.06 | Extensión | 0.00 | 234,500.00 | 234,500.00 | 234,500.00 | 234,500.00 | 234,500.00 | 234,500.00 | 0.00 | 010RB | 100.00 |
| 2.1.1.01.02.002.01.07 | Investigación | 4,088,603.00 | 0.00 | 4,088,603.00 | 3,088,200.00 | 3,088,200.00 | 3,088,200.00 | 3,088,200.00 | 1,000,403.00 | 010 | 75.53 |
| 2.1.1.01.02.002.01.07 | Investigación | 0.00 | 234,500.00 | 234,500.00 | 234,500.00 | 234,500.00 | 234,500.00 | 234,500.00 | 0.00 | 010RB | 100.00 |
| 2.1.1.01.02.003 | Aportes de cesantías | 126,757,523.00 | 290,922,200.00 | 417,679,723.00 | 19,981,770.00 | 19,981,770.00 | 19,981,770.00 | 19,981,770.00 | 397,697,953.00 | 010 | 4.78 |
| 2.1.1.01.02.003.01 | Cesantías | 106,759,047.00 | 264,640,300.00 | 371,399,347.00 | 19,222,084.00 | 19,222,084.00 | 19,222,084.00 | 19,222,084.00 | 352,177,263.00 | 010 | 5.18 |
| 2.1.1.01.02.003.01.01 | Docentes de Planta | 20,866,573.00 | 70,000,000.00 | 90,866,573.00 | 0.00 | 0.00 | 0.00 | 0.00 | 90,866,573.00 | 010 | 0.00 |
| 2.1.1.01.02.003.01.01 | Docentes de Planta | 0.00 | 1,138,200.00 | 1,138,200.00 | 0.00 | 0.00 | 0.00 | 0.00 | 1,138,200.00 | 010RB | 0.00 |
| 2.1.1.01.02.003.01.02 | Docentes de Ocasionales | 36,501,625.00 | 53,000,000.00 | 89,501,625.00 | 17,380,971.00 | 17,380,971.00 | 17,380,971.00 | 17,380,971.00 | 72,120,654.00 | 010 | 19.42 |
| 2.1.1.01.02.003.01.02 | Docentes de Ocasionales | 0.00 | 1,138,300.00 | 1,138,300.00 | 0.00 | 0.00 | 0.00 | 0.00 | 1,138,300.00 | 010RB | 0.00 |
| 2.1.1.01.02.003.01.03 | Académicos | 12,891,974.00 | 40,000,000.00 | 52,891,974.00 | 0.00 | 0.00 | 0.00 | 0.00 | 52,891,974.00 | 010 | 0.00 |
| 2.1.1.01.02.003.01.03 | Académicos | 0.00 | 278,200.00 | 278,200.00 | 0.00 | 0.00 | 0.00 | 0.00 | 278,200.00 | 010RB | 0.00 |
| 2.1.1.01.02.003.01.04 | Administrativos | 26,136,356.00 | 85,000,000.00 | 111,136,356.00 | 787,590.00 | 787,590.00 | 787,590.00 | 787,590.00 | 110,348,766.00 | 010 | 0.71 |
| 2.1.1.01.02.003.01.04 | Administrativos | 0.00 | 1,058,500.00 | 1,058,500.00 | 1,053,523.00 | 1,053,523.00 | 1,053,523.00 | 1,053,523.00 | 4,977.00 | 010RB | 99.53 |
| 2.1.1.01.02.003.01.05 | Bienestar | 5,719,721.00 | 7,000,000.00 | 12,719,721.00 | 0.00 | 0.00 | 0.00 | 0.00 | 12,719,721.00 | 010 | 0.00 |
| 2.1.1.01.02.003.01.05 | Bienestar | 0.00 | 173,900.00 | 173,900.00 | 0.00 | 0.00 | 0.00 | 0.00 | 173,900.00 | 010RB | 0.00 |
| 2.1.1.01.02.003.01.06 | Extensión | 2,321,399.00 | 2,800,000.00 | 5,121,399.00 | 0.00 | 0.00 | 0.00 | 0.00 | 5,121,399.00 | 010 | 0.00 |
| 2.1.1.01.02.003.01.06 | Extensión | 0.00 | 126,600.00 | 126,600.00 | 0.00 | 0.00 | 0.00 | 0.00 | 126,600.00 | 010RB | 0.00 |
| 2.1.1.01.02.003.01.07 | Investigación | 2,321,399.00 | 2,800,000.00 | 5,121,399.00 | 0.00 | 0.00 | 0.00 | 0.00 | 5,121,399.00 | 010 | 0.00 |
| 2.1.1.01.02.003.01.07 | Investigación | 0.00 | 126,600.00 | 126,600.00 | 0.00 | 0.00 | 0.00 | 0.00 | 126,600.00 | 010RB | 0.00 |
| 2.1.1.01.02.003.02 | Intereses de cesantías | 19,998,476.00 | 26,281,900.00 | 46,280,376.00 | 759,686.00 | 759,686.00 | 759,686.00 | 759,686.00 | 45,520,690.00 | 010 | 1.64 |
| 2.1.1.01.02.003.02.01 | Docentes de Planta | 5,007,978.00 | 6,000,000.00 | 11,007,978.00 | 0.00 | 0.00 | 0.00 | 0.00 | 11,007,978.00 | 010 | 0.00 |
| 2.1.1.01.02.003.02.01 | Docentes de Planta | 0.00 | 273,200.00 | 273,200.00 | 0.00 | 0.00 | 0.00 | 0.00 | 273,200.00 | 010RB | 0.00 |
| 2.1.1.01.02.003.02.02 | Docentes de Ocasionales | 4,380,195.00 | 6,000,000.00 | 10,380,195.00 | 729,472.00 | 729,472.00 | 729,472.00 | 729,472.00 | 9,650,723.00 | 010 | 7.03 |
| 2.1.1.01.02.003.02.02 | Docentes de Ocasionales | 0.00 | 136,600.00 | 136,600.00 | 0.00 | 0.00 | 0.00 | 0.00 | 136,600.00 | 010RB | 0.00 |
| 2.1.1.01.02.003.02.03 | Académicos | 3,094,074.00 | 4,000,000.00 | 7,094,074.00 | 0.00 | 0.00 | 0.00 | 0.00 | 7,094,074.00 | 010 | 0.00 |
| 2.1.1.01.02.003.02.03 | Académicos | 0.00 | 66,800.00 | 66,800.00 | 0.00 | 0.00 | 0.00 | 0.00 | 66,800.00 | 010RB | 0.00 |
| 2.1.1.01.02.003.02.04 | Administrativos | 6,272,726.00 | 7,500,000.00 | 13,772,726.00 | 15,011.00 | 15,011.00 | 15,011.00 | 15,011.00 | 13,757,715.00 | 010 | 0.11 |
| 2.1.1.01.02.003.02.04 | Administrativos | 0.00 | 254,000.00 | 254,000.00 | 15,203.00 | 15,203.00 | 15,203.00 | 15,203.00 | 238,797.00 | 010RB | 5.99 |
| 2.1.1.01.02.003.02.05 | Bienestar | 686,367.00 | 1,000,000.00 | 1,686,367.00 | 0.00 | 0.00 | 0.00 | 0.00 | 1,686,367.00 | 010 | 0.00 |
| 2.1.1.01.02.003.02.05 | Bienestar | 0.00 | 20,900.00 | 20,900.00 | 0.00 | 0.00 | 0.00 | 0.00 | 20,900.00 | 010RB | 0.00 |
| 2.1.1.01.02.003.02.06 | Extensión | 278,568.00 | 500,000.00 | 778,568.00 | 0.00 | 0.00 | 0.00 | 0.00 | 778,568.00 | 010 | 0.00 |
| 2.1.1.01.02.003.02.06 | Extensión | 0.00 | 15,200.00 | 15,200.00 | 0.00 | 0.00 | 0.00 | 0.00 | 15,200.00 | 010RB | 0.00 |
| 2.1.1.01.02.003.02.07 | Investigación | 278,568.00 | 500,000.00 | 778,568.00 | 0.00 | 0.00 | 0.00 | 0.00 | 778,568.00 | 010 | 0.00 |
| 2.1.1.01.02.003.02.07 | Investigación | 0.00 | 15,200.00 | 15,200.00 | 0.00 | 0.00 | 0.00 | 0.00 | 15,200.00 | 010RB | 0.00 |
| 2.1.1.01.02.004 | Aportes a cajas de compensación familiar | 144,841,802.00 | 8,186,600.00 | 153,028,402.00 | 105,559,200.00 | 105,559,200.00 | 105,559,200.00 | 105,559,200.00 | 47,469,202.00 | 010 | 68.98 |
| 2.1.1.01.02.004.01 | Docentes de Planta | 34,681,738.00 | 0.00 | 34,681,738.00 | 20,688,000.00 | 20,688,000.00 | 20,688,000.00 | 20,688,000.00 | 13,993,738.00 | 010 | 59.65 |
| 2.1.1.01.02.004.01 | Docentes de Planta | 0.00 | 1,891,700.00 | 1,891,700.00 | 1,891,700.00 | 1,891,700.00 | 1,891,700.00 | 1,891,700.00 | 0.00 | 010RB | 100.00 |
| 2.1.1.01.02.004.02 | Docentes de Ocasionales | 36,825,482.00 | 0.00 | 36,825,482.00 | 24,409,200.00 | 24,409,200.00 | 24,409,200.00 | 24,409,200.00 | 12,416,282.00 | 010 | 66.28 |
| 2.1.1.01.02.004.02 | Docentes de Ocasionales | 0.00 | 3,573,400.00 | 3,573,400.00 | 3,573,400.00 | 3,573,400.00 | 3,573,400.00 | 3,573,400.00 | 0.00 | 010RB | 100.00 |
| 2.1.1.01.02.004.03 | Académicos | 21,400,751.00 | 0.00 | 21,400,751.00 | 16,249,400.00 | 16,249,400.00 | 16,249,400.00 | 16,249,400.00 | 5,151,351.00 | 010 | 75.93 |
| 2.1.1.01.02.004.03 | Académicos | 0.00 | 489,100.00 | 489,100.00 | 489,100.00 | 489,100.00 | 489,100.00 | 489,100.00 | 0.00 | 010RB | 100.00 |
| 2.1.1.01.02.004.04 | Administrativos | 43,340,144.00 | 0.00 | 43,340,144.00 | 30,349,400.00 | 30,349,400.00 | 30,349,400.00 | 30,349,400.00 | 12,990,744.00 | 010 | 70.03 |

EJECUCION ACUMULADA DE EGRESOS

| Sucursal 00 | | Vigencia ACTUAL | | Fecha Inicial 01/01/2023 | | Fecha Final 31/10/2023 | | Tipo rubro TODOS | | | |
|---------------------------|---|-----------------------|----------------------|-----------------------------|----------------------|---------------------------|----------------------|----------------------|-----------------------|-------------------|--------------|
| RUBRO | NOMBRE | PRESUPUESTO INICIAL | MODIFICACIONES | PRESUPUESTO DEFINITIVO | DISPONIB. | REGISTROS | DEFINITIVAS | PAGOS | SALDO POR EJECUTAR | FUENTE DE RECURSO | % EJE |
| 2.1.1.01.02.004.04 | Administrativos | 0.00 | 1,859,600.00 | 1,859,600.00 | 1,859,600.00 | 1,859,600.00 | 1,859,600.00 | 1,859,600.00 | 0.00 | 010RB | 100.00 |
| 2.1.1.01.02.004.05 | Bienestar | 4,745,591.00 | 0.00 | 4,745,591.00 | 3,458,600.00 | 3,458,600.00 | 3,458,600.00 | 3,458,600.00 | 1,286,991.00 | 010 | 72.88 |
| 2.1.1.01.02.004.05 | Bienestar | 0.00 | 152,200.00 | 152,200.00 | 152,200.00 | 152,200.00 | 152,200.00 | 152,200.00 | 0.00 | 010RB | 100.00 |
| 2.1.1.01.02.004.06 | Extensión | 1,924,048.00 | 0.00 | 1,924,048.00 | 1,372,500.00 | 1,372,500.00 | 1,372,500.00 | 1,372,500.00 | 551,548.00 | 010 | 71.33 |
| 2.1.1.01.02.004.06 | Extensión | 0.00 | 110,300.00 | 110,300.00 | 110,300.00 | 110,300.00 | 110,300.00 | 110,300.00 | 0.00 | 010RB | 100.00 |
| 2.1.1.01.02.004.07 | Investigación | 1,924,048.00 | 0.00 | 1,924,048.00 | 955,800.00 | 955,800.00 | 955,800.00 | 955,800.00 | 968,248.00 | 010 | 49.68 |
| 2.1.1.01.02.004.07 | Investigación | 0.00 | 110,300.00 | 110,300.00 | 0.00 | 0.00 | 0.00 | 0.00 | 110,300.00 | 010RB | 0.00 |
| 2.1.1.01.02.005 | Aportes generales al sistema de riesgos laborales | 18,774,561.00 | 1,195,700.00 | 19,970,261.00 | 15,231,600.00 | 15,231,600.00 | 15,231,600.00 | 15,231,600.00 | 4,738,661.00 | 010 | 76.27 |
| 2.1.1.01.02.005.01 | Docentes de Planta | 4,525,967.00 | 0.00 | 4,525,967.00 | 3,635,600.00 | 3,635,600.00 | 3,635,600.00 | 3,635,600.00 | 890,367.00 | 010 | 80.33 |
| 2.1.1.01.02.005.01 | Docentes de Planta | 0.00 | 246,900.00 | 246,900.00 | 246,900.00 | 246,900.00 | 246,900.00 | 246,900.00 | 0.00 | 010RB | 100.00 |
| 2.1.1.01.02.005.02 | Docentes de Ocasionales | 4,805,725.00 | 0.00 | 4,805,725.00 | 3,164,600.00 | 3,164,600.00 | 3,164,600.00 | 3,164,600.00 | 1,641,125.00 | 010 | 65.85 |
| 2.1.1.01.02.005.02 | Docentes de Ocasionales | 0.00 | 466,300.00 | 466,300.00 | 466,300.00 | 466,300.00 | 466,300.00 | 466,300.00 | 0.00 | 010RB | 100.00 |
| 2.1.1.01.02.005.03 | Académicos | 2,716,422.00 | 0.00 | 2,716,422.00 | 2,555,300.00 | 2,555,300.00 | 2,555,300.00 | 2,555,300.00 | 161,122.00 | 010 | 94.07 |
| 2.1.1.01.02.005.03 | Académicos | 0.00 | 140,200.00 | 140,200.00 | 140,200.00 | 140,200.00 | 140,200.00 | 140,200.00 | 0.00 | 010RB | 100.00 |
| 2.1.1.01.02.005.04 | Administrativos | 5,617,701.00 | 0.00 | 5,617,701.00 | 3,953,500.00 | 3,953,500.00 | 3,953,500.00 | 3,953,500.00 | 1,664,201.00 | 010 | 70.38 |
| 2.1.1.01.02.005.04 | Administrativos | 0.00 | 280,900.00 | 280,900.00 | 280,900.00 | 280,900.00 | 280,900.00 | 280,900.00 | 0.00 | 010RB | 100.00 |
| 2.1.1.01.02.005.05 | Bienestar | 606,570.00 | 0.00 | 606,570.00 | 436,400.00 | 436,400.00 | 436,400.00 | 436,400.00 | 170,170.00 | 010 | 71.95 |
| 2.1.1.01.02.005.05 | Bienestar | 0.00 | 32,600.00 | 32,600.00 | 32,600.00 | 32,600.00 | 32,600.00 | 32,600.00 | 0.00 | 010RB | 100.00 |
| 2.1.1.01.02.005.06 | Extensión | 251,088.00 | 0.00 | 251,088.00 | 179,800.00 | 179,800.00 | 179,800.00 | 179,800.00 | 71,288.00 | 010 | 71.61 |
| 2.1.1.01.02.005.06 | Extensión | 0.00 | 14,400.00 | 14,400.00 | 14,400.00 | 14,400.00 | 14,400.00 | 14,400.00 | 0.00 | 010RB | 100.00 |
| 2.1.1.01.02.005.07 | Investigación | 251,088.00 | 0.00 | 251,088.00 | 125,100.00 | 125,100.00 | 125,100.00 | 125,100.00 | 125,988.00 | 010 | 49.82 |
| 2.1.1.01.02.005.07 | Investigación | 0.00 | 14,400.00 | 14,400.00 | 0.00 | 0.00 | 0.00 | 0.00 | 14,400.00 | 010RB | 0.00 |
| 2.1.1.01.02.006 | Aportes al ICBF | 108,631,353.00 | 6,140,100.00 | 114,771,453.00 | 79,176,400.00 | 79,176,400.00 | 79,176,400.00 | 79,176,400.00 | 35,595,053.00 | 010 | 68.99 |
| 2.1.1.01.02.006.01 | Docentes de Planta | 26,011,304.00 | 0.00 | 26,011,304.00 | 15,519,600.00 | 15,519,600.00 | 15,519,600.00 | 15,519,600.00 | 10,491,704.00 | 010 | 59.66 |
| 2.1.1.01.02.006.01 | Docentes de Planta | 0.00 | 1,418,800.00 | 1,418,800.00 | 1,418,800.00 | 1,418,800.00 | 1,418,800.00 | 1,418,800.00 | 0.00 | 010RB | 100.00 |
| 2.1.1.01.02.006.02 | Docentes de Ocasionales | 27,619,112.00 | 0.00 | 27,619,112.00 | 18,307,500.00 | 18,307,500.00 | 18,307,500.00 | 18,307,500.00 | 9,311,612.00 | 010 | 66.29 |
| 2.1.1.01.02.006.02 | Docentes de Ocasionales | 0.00 | 2,680,000.00 | 2,680,000.00 | 2,680,000.00 | 2,680,000.00 | 2,680,000.00 | 2,680,000.00 | 0.00 | 010RB | 100.00 |
| 2.1.1.01.02.006.03 | Académicos | 16,050,563.00 | 0.00 | 16,050,563.00 | 12,188,400.00 | 12,188,400.00 | 12,188,400.00 | 12,188,400.00 | 3,862,163.00 | 010 | 75.94 |
| 2.1.1.01.02.006.03 | Académicos | 0.00 | 366,800.00 | 366,800.00 | 366,800.00 | 366,800.00 | 366,800.00 | 366,800.00 | 0.00 | 010RB | 100.00 |
| 2.1.1.01.02.006.04 | Administrativos | 32,505,108.00 | 0.00 | 32,505,108.00 | 22,763,900.00 | 22,763,900.00 | 22,763,900.00 | 22,763,900.00 | 9,741,208.00 | 010 | 70.03 |
| 2.1.1.01.02.006.04 | Administrativos | 0.00 | 1,394,700.00 | 1,394,700.00 | 1,394,700.00 | 1,394,700.00 | 1,394,700.00 | 1,394,700.00 | 0.00 | 010RB | 100.00 |
| 2.1.1.01.02.006.05 | Bienestar | 3,559,194.00 | 0.00 | 3,559,194.00 | 2,593,600.00 | 2,593,600.00 | 2,593,600.00 | 2,593,600.00 | 965,594.00 | 010 | 72.87 |
| 2.1.1.01.02.006.05 | Bienestar | 0.00 | 114,200.00 | 114,200.00 | 114,200.00 | 114,200.00 | 114,200.00 | 114,200.00 | 0.00 | 010RB | 100.00 |
| 2.1.1.01.02.006.06 | Extensión | 1,443,036.00 | 0.00 | 1,443,036.00 | 1,029,200.00 | 1,029,200.00 | 1,029,200.00 | 1,029,200.00 | 413,836.00 | 010 | 71.32 |
| 2.1.1.01.02.006.06 | Extensión | 0.00 | 82,800.00 | 82,800.00 | 82,800.00 | 82,800.00 | 82,800.00 | 82,800.00 | 0.00 | 010RB | 100.00 |
| 2.1.1.01.02.006.07 | Investigación | 1,443,036.00 | 0.00 | 1,443,036.00 | 716,900.00 | 716,900.00 | 716,900.00 | 716,900.00 | 726,136.00 | 010 | 49.68 |
| 2.1.1.01.02.006.07 | Investigación | 0.00 | 82,800.00 | 82,800.00 | 0.00 | 0.00 | 0.00 | 0.00 | 82,800.00 | 010RB | 0.00 |
| 2.1.1.01.03 | Remuneraciones no constitutivas de factor salarial | 242,651,964.00 | 85,178,400.00 | 327,830,364.00 | 46,874,502.00 | 46,874,502.00 | 46,874,502.00 | 46,874,502.00 | 280,955,862.00 | 010 | 14.30 |
| 2.1.1.01.03.001 | Prestaciones sociales | 242,651,964.00 | 85,178,400.00 | 327,830,364.00 | 46,874,502.00 | 46,874,502.00 | 46,874,502.00 | 46,874,502.00 | 280,955,862.00 | 010 | 14.30 |
| 2.1.1.01.03.001.01 | Vacaciones | 157,841,373.00 | 6,513,300.00 | 164,354,673.00 | 0.00 | 0.00 | 0.00 | 0.00 | 164,354,673.00 | 010 | 0.00 |
| 2.1.1.01.03.001.01.01 | Docentes de Planta | 51,774,783.00 | 0.00 | 51,774,783.00 | 0.00 | 0.00 | 0.00 | 0.00 | 51,774,783.00 | 010 | 0.00 |
| 2.1.1.01.03.001.01.01 | Docentes de Planta | 0.00 | 2,824,100.00 | 2,824,100.00 | 0.00 | 0.00 | 0.00 | 0.00 | 2,824,100.00 | 010RB | 0.00 |
| 2.1.1.01.03.001.01.03 | Académicos | 31,987,963.00 | 0.00 | 31,987,963.00 | 0.00 | 0.00 | 0.00 | 0.00 | 31,987,963.00 | 010 | 0.00 |
| 2.1.1.01.03.001.01.03 | Académicos | 0.00 | 690,400.00 | 690,400.00 | 0.00 | 0.00 | 0.00 | 0.00 | 690,400.00 | 010RB | 0.00 |
| 2.1.1.01.03.001.01.04 | Administrativos | 64,850,332.00 | 0.00 | 64,850,332.00 | 0.00 | 0.00 | 0.00 | 0.00 | 64,850,332.00 | 010 | 0.00 |

EJECUCION ACUMULADA DE EGRESOS

| Sucursal 00 | | Vigencia ACTUAL | | Fecha Inicial 01/01/2023 | | Fecha Final 31/10/2023 | | Tipo rubro TODOS | | | |
|---------------------------|--|-------------------------|-------------------------|-----------------------------|-------------------------|---------------------------|-------------------------|-------------------------|-----------------------|-------------------|--------------|
| RUBRO | NOMBRE | PRESUPUESTO INICIAL | MODIFICACIONES | PRESUPUESTO DEFINITIVO | DISPONIB. | REGISTROS | DEFINITIVAS | PAGOS | SALDO POR EJECUTAR | FUENTE DE RECURSO | % EJEC |
| 2.1.1.01.03.001.01.04 | Administrativos | 0.00 | 2,626,400.00 | 2,626,400.00 | 0.00 | 0.00 | 0.00 | 0.00 | 2,626,400.00 | 010RB | 0.00 |
| 2.1.1.01.03.001.01.05 | Bienestar | 3,468,369.00 | 0.00 | 3,468,369.00 | 0.00 | 0.00 | 0.00 | 0.00 | 3,468,369.00 | 010 | 0.00 |
| 2.1.1.01.03.001.01.05 | Bienestar | 0.00 | 58,200.00 | 58,200.00 | 0.00 | 0.00 | 0.00 | 0.00 | 58,200.00 | 010RB | 0.00 |
| 2.1.1.01.03.001.01.05 | Extensión | 2,879,963.00 | 0.00 | 2,879,963.00 | 0.00 | 0.00 | 0.00 | 0.00 | 2,879,963.00 | 010 | 0.00 |
| 2.1.1.01.03.001.01.06 | Extensión | 0.00 | 157,100.00 | 157,100.00 | 0.00 | 0.00 | 0.00 | 0.00 | 157,100.00 | 010RB | 0.00 |
| 2.1.1.01.03.001.01.07 | Investigación | 2,879,963.00 | 0.00 | 2,879,963.00 | 0.00 | 0.00 | 0.00 | 0.00 | 2,879,963.00 | 010 | 0.00 |
| 2.1.1.01.03.001.01.07 | Investigación | 0.00 | 157,100.00 | 157,100.00 | 0.00 | 0.00 | 0.00 | 0.00 | 157,100.00 | 010RB | 0.00 |
| 2.1.1.01.03.001.02 | Indemnización por vacaciones | 75,797,120.00 | 69,000,000.00 | 144,797,120.00 | 45,526,827.00 | 45,526,827.00 | 45,526,827.00 | 45,526,827.00 | 99,270,293.00 | 010 | 31.44 |
| 2.1.1.01.03.001.02.01 | Docentes de Planta | 10,000,000.00 | 0.00 | 10,000,000.00 | 0.00 | 0.00 | 0.00 | 0.00 | 10,000,000.00 | 010 | 0.00 |
| 2.1.1.01.03.001.02.01 | Docentes de Planta | 0.00 | 20,000,000.00 | 20,000,000.00 | 0.00 | 0.00 | 0.00 | 0.00 | 20,000,000.00 | 010RB | 0.00 |
| 2.1.1.01.03.001.02.02 | Docentes de Ocasionales | 22,797,120.00 | 0.00 | 22,797,120.00 | 8,695,851.00 | 8,695,851.00 | 8,695,851.00 | 8,695,851.00 | 14,101,269.00 | 010 | 38.14 |
| 2.1.1.01.03.001.02.02 | Docentes de Ocasionales | 0.00 | 10,000,000.00 | 10,000,000.00 | 2,304,312.00 | 2,304,312.00 | 2,304,312.00 | 2,304,312.00 | 7,695,688.00 | 010RB | 23.04 |
| 2.1.1.01.03.001.02.03 | Académicos | 4,000,000.00 | 0.00 | 4,000,000.00 | 0.00 | 0.00 | 0.00 | 0.00 | 4,000,000.00 | 010 | 0.00 |
| 2.1.1.01.03.001.02.03 | Académicos | 0.00 | 10,000,000.00 | 10,000,000.00 | 0.00 | 0.00 | 0.00 | 0.00 | 10,000,000.00 | 010RB | 0.00 |
| 2.1.1.01.03.001.02.04 | Administrativos | 35,000,000.00 | 0.00 | 35,000,000.00 | 26,536,250.00 | 26,536,250.00 | 26,536,250.00 | 26,536,250.00 | 8,463,750.00 | 010 | 75.82 |
| 2.1.1.01.03.001.02.04 | Administrativos | 0.00 | 20,000,000.00 | 20,000,000.00 | 6,446,272.00 | 6,446,272.00 | 6,446,272.00 | 6,446,272.00 | 13,553,728.00 | 010RB | 32.23 |
| 2.1.1.01.03.001.02.05 | Bienestar | 4,000,000.00 | 0.00 | 4,000,000.00 | 1,544,142.00 | 1,544,142.00 | 1,544,142.00 | 1,544,142.00 | 2,455,858.00 | 010 | 38.60 |
| 2.1.1.01.03.001.02.05 | Bienestar | 0.00 | 3,000,000.00 | 3,000,000.00 | 0.00 | 0.00 | 0.00 | 0.00 | 3,000,000.00 | 010RB | 0.00 |
| 2.1.1.01.03.001.02.06 | Extensión | 0.00 | 3,000,000.00 | 3,000,000.00 | 0.00 | 0.00 | 0.00 | 0.00 | 3,000,000.00 | 010RB | 0.00 |
| 2.1.1.01.03.001.02.07 | Investigación | 0.00 | 3,000,000.00 | 3,000,000.00 | 0.00 | 0.00 | 0.00 | 0.00 | 3,000,000.00 | 010RB | 0.00 |
| 2.1.1.01.03.001.03 | Bonificación especial de recreación | 9,013,471.00 | 9,665,100.00 | 18,678,571.00 | 1,347,675.00 | 1,347,675.00 | 1,347,675.00 | 1,347,675.00 | 17,330,896.00 | 010 | 7.22 |
| 2.1.1.01.03.001.03.01 | Docentes de Planta | 2,299,771.00 | 2,000,000.00 | 4,299,771.00 | 0.00 | 0.00 | 0.00 | 0.00 | 4,299,771.00 | 010 | 0.00 |
| 2.1.1.01.03.001.03.01 | Docentes de Planta | 0.00 | 125,400.00 | 125,400.00 | 0.00 | 0.00 | 0.00 | 0.00 | 125,400.00 | 010RB | 0.00 |
| 2.1.1.01.03.001.03.02 | Docentes de Ocasionales | 1,914,722.00 | 2,000,000.00 | 3,914,722.00 | 1,347,675.00 | 1,347,675.00 | 1,347,675.00 | 1,347,675.00 | 2,567,047.00 | 010 | 34.43 |
| 2.1.1.01.03.001.03.02 | Docentes de Ocasionales | 0.00 | 45,300.00 | 45,300.00 | 0.00 | 0.00 | 0.00 | 0.00 | 45,300.00 | 010RB | 0.00 |
| 2.1.1.01.03.001.03.03 | Académicos | 1,376,451.00 | 1,600,000.00 | 2,976,451.00 | 0.00 | 0.00 | 0.00 | 0.00 | 2,976,451.00 | 010 | 0.00 |
| 2.1.1.01.03.001.03.03 | Académicos | 0.00 | 75,100.00 | 75,100.00 | 0.00 | 0.00 | 0.00 | 0.00 | 75,100.00 | 010RB | 0.00 |
| 2.1.1.01.03.001.03.04 | Administrativos | 2,858,700.00 | 3,000,000.00 | 5,858,700.00 | 0.00 | 0.00 | 0.00 | 0.00 | 5,858,700.00 | 010 | 0.00 |
| 2.1.1.01.03.001.03.04 | Administrativos | 0.00 | 138,500.00 | 138,500.00 | 0.00 | 0.00 | 0.00 | 0.00 | 138,500.00 | 010RB | 0.00 |
| 2.1.1.01.03.001.03.05 | Bienestar | 307,979.00 | 350,000.00 | 657,979.00 | 0.00 | 0.00 | 0.00 | 0.00 | 657,979.00 | 010 | 0.00 |
| 2.1.1.01.03.001.03.05 | Bienestar | 0.00 | 16,800.00 | 16,800.00 | 0.00 | 0.00 | 0.00 | 0.00 | 16,800.00 | 010RB | 0.00 |
| 2.1.1.01.03.001.03.06 | Extensión | 127,924.00 | 150,000.00 | 277,924.00 | 0.00 | 0.00 | 0.00 | 0.00 | 277,924.00 | 010 | 0.00 |
| 2.1.1.01.03.001.03.06 | Extensión | 0.00 | 7,000.00 | 7,000.00 | 0.00 | 0.00 | 0.00 | 0.00 | 7,000.00 | 010RB | 0.00 |
| 2.1.1.01.03.001.03.07 | Investigación | 127,924.00 | 150,000.00 | 277,924.00 | 0.00 | 0.00 | 0.00 | 0.00 | 277,924.00 | 010 | 0.00 |
| 2.1.1.01.03.001.03.07 | Investigación | 0.00 | 7,000.00 | 7,000.00 | 0.00 | 0.00 | 0.00 | 0.00 | 7,000.00 | 010RB | 0.00 |
| 2.1.1.02 | Personal supernumerario y planta temporal | 1,074,057,381.00 | 1,199,127,708.14 | 2,273,185,089.14 | 1,885,356,964.00 | 1,875,196,448.00 | 1,400,623,465.00 | 1,399,541,786.00 | 397,988,641.14 | 010 | 82.49 |
| 2.1.1.02.01 | Factores constitutivos de salario | 805,725,093.00 | 894,749,760.14 | 1,700,474,853.14 | 1,516,069,416.00 | 1,505,908,900.00 | 1,031,335,917.00 | 1,030,773,110.00 | 194,565,953.14 | 010 | 88.56 |
| 2.1.1.02.01.001 | Factores salariales comunes | 805,725,093.00 | 894,749,760.14 | 1,700,474,853.14 | 1,516,069,416.00 | 1,505,908,900.00 | 1,031,335,917.00 | 1,030,773,110.00 | 194,565,953.14 | 010 | 88.56 |
| 2.1.1.02.01.001.01 | Sueldo básico | 701,014,457.00 | 734,749,760.14 | 1,435,764,217.14 | 1,435,764,217.14 | 1,402,377,144.00 | 927,804,161.00 | 927,804,161.00 | 33,387,073.14 | 010 | 97.67 |
| 2.1.1.02.01.001.01.01 | Horas Cátedra | 701,014,457.00 | 0.00 | 701,014,457.00 | 701,014,457.00 | 699,849,872.00 | 274,980,436.00 | 274,980,436.00 | 1,164,585.00 | 010 | 99.83 |
| 2.1.1.02.01.001.01.01 | Horas Cátedra | 0.00 | 734,749,760.14 | 734,749,760.14 | 711,523,203.00 | 702,527,272.00 | 652,823,725.00 | 652,823,725.00 | 32,222,488.14 | 010RB | 95.61 |
| 2.1.1.02.01.001.06 | Prima de servicio | 26,177,659.00 | 40,000,000.00 | 66,177,659.00 | 25,879,410.00 | 25,879,410.00 | 25,879,410.00 | 25,738,771.00 | 40,298,249.00 | 010 | 39.11 |
| 2.1.1.02.01.001.06.01 | Horas Cátedra | 26,177,659.00 | 0.00 | 26,177,659.00 | 25,879,410.00 | 25,879,410.00 | 25,879,410.00 | 25,738,771.00 | 298,249.00 | 010 | 98.86 |
| 2.1.1.02.01.001.06.01 | Horas Cátedra | 0.00 | 40,000,000.00 | 40,000,000.00 | 0.00 | 0.00 | 0.00 | 0.00 | 40,000,000.00 | 021 | 0.00 |
| 2.1.1.02.01.001.08 | Prestaciones sociales | 78,532,977.00 | 120,000,000.00 | 198,532,977.00 | 77,652,346.00 | 77,652,346.00 | 77,652,346.00 | 77,230,178.00 | 120,880,631.00 | 010 | 39.11 |

EJECUCION ACUMULADA DE EGRESOS

| Sucursal 00 | | Vigencia ACTUAL | | Fecha Inicial 01/01/2023 | | Fecha Final 31/10/2023 | | Tipo rubro TODOS | | | |
|------------------------------|---|-----------------------|-----------------------|-----------------------------|-----------------------|---------------------------|-----------------------|-----------------------|-----------------------|-------------------|--------|
| RUBRO | NOMBRE | PRESUPUESTO INICIAL | MODIFICACIONES | PRESUPUESTO DEFINITIVO | DISPONIB. | REGISTROS | DEFINITIVAS | PAGOS | SALDO POR EJECUTAR | FUENTE DE RECURSO | % EJEC |
| 2.1.1.02.01.001.08.01 | Prima de navidad | 52,355,318.00 | 80,000,000.00 | 132,355,318.00 | 51,758,848.00 | 51,758,848.00 | 51,758,848.00 | 51,477,569.00 | 80,596,470.00 | 010 | 39.11 |
| 2.1.1.02.01.001.08.01.01 | Horas Cátedra | 52,355,318.00 | 0.00 | 52,355,318.00 | 51,758,848.00 | 51,758,848.00 | 51,758,848.00 | 51,477,569.00 | 596,470.00 | 010 | 98.86 |
| 2.1.1.02.01.001.08.01.01 | Horas Cátedra | 0.00 | 80,000,000.00 | 80,000,000.00 | 0.00 | 0.00 | 0.00 | 0.00 | 80,000,000.00 | 021 | 0.00 |
| 2.1.1.02.01.001.08.02 | Prima de vacaciones | 26,177,659.00 | 40,000,000.00 | 66,177,659.00 | 25,893,498.00 | 25,893,498.00 | 25,893,498.00 | 25,752,609.00 | 40,284,161.00 | 010 | 39.13 |
| 2.1.1.02.01.001.08.02.01 | Horas Cátedra | 26,177,659.00 | 0.00 | 26,177,659.00 | 25,893,498.00 | 25,893,498.00 | 25,893,498.00 | 25,752,609.00 | 284,161.00 | 010 | 98.91 |
| 2.1.1.02.01.001.08.02.01 | Horas Cátedra | 0.00 | 40,000,000.00 | 40,000,000.00 | 0.00 | 0.00 | 0.00 | 0.00 | 40,000,000.00 | 021 | 0.00 |
| 2.1.1.02.02 | Contribuciones inherentes a la nómina | 238,664,274.00 | 272,377,948.00 | 511,042,222.00 | 339,866,133.00 | 339,866,133.00 | 339,866,133.00 | 339,580,545.00 | 171,176,089.00 | 010 | 66.50 |
| 2.1.1.02.02.001 | Aportes a la seguridad social en pensiones | 77,101,244.00 | 91,374,333.00 | 168,475,577.00 | 120,949,900.00 | 120,949,900.00 | 120,949,900.00 | 120,949,900.00 | 47,525,677.00 | 010 | 71.79 |
| 2.1.1.02.02.001.01 | Aportes a la seguridad social en pensiones | 77,101,244.00 | 91,374,333.00 | 168,475,577.00 | 120,949,900.00 | 120,949,900.00 | 120,949,900.00 | 120,949,900.00 | 47,525,677.00 | 010 | 71.79 |
| 2.1.1.02.02.001.01.01 | Horas Cátedra | 77,101,244.00 | 0.00 | 77,101,244.00 | 77,101,244.00 | 77,101,244.00 | 77,101,244.00 | 77,101,244.00 | 0.00 | 010 | 100.00 |
| 2.1.1.02.02.001.01.01 | Horas Cátedra | 0.00 | 8,815,956.00 | 8,815,956.00 | 8,815,956.00 | 8,815,956.00 | 8,815,956.00 | 8,815,956.00 | 0.00 | 010RB | 100.00 |
| 2.1.1.02.02.001.01.01 | Horas Cátedra | 0.00 | 82,558,377.00 | 82,558,377.00 | 35,032,700.00 | 35,032,700.00 | 35,032,700.00 | 35,032,700.00 | 47,525,677.00 | 021 | 42.43 |
| 2.1.1.02.02.002 | Aportes a la seguridad social en salud | 54,715,880.00 | 68,637,520.00 | 123,353,400.00 | 89,443,600.00 | 89,443,600.00 | 89,443,600.00 | 89,443,600.00 | 33,909,800.00 | 010 | 72.51 |
| 2.1.1.02.02.002.01 | Aportes a la seguridad social en salud - Públicas | 54,715,880.00 | 68,637,520.00 | 123,353,400.00 | 89,443,600.00 | 89,443,600.00 | 89,443,600.00 | 89,443,600.00 | 33,909,800.00 | 010 | 72.51 |
| 2.1.1.02.02.002.01.01 | Horas Cátedra | 54,715,880.00 | 0.00 | 54,715,880.00 | 54,715,880.00 | 54,715,880.00 | 54,715,880.00 | 54,715,880.00 | 0.00 | 010 | 100.00 |
| 2.1.1.02.02.002.01.01 | Horas Cátedra | 0.00 | 8,637,520.00 | 8,637,520.00 | 8,637,520.00 | 8,637,520.00 | 8,637,520.00 | 8,637,520.00 | 0.00 | 010RB | 100.00 |
| 2.1.1.02.02.002.01.01 | Horas Cátedra | 0.00 | 60,000,000.00 | 60,000,000.00 | 26,090,200.00 | 26,090,200.00 | 26,090,200.00 | 26,090,200.00 | 33,909,800.00 | 021 | 43.48 |
| 2.1.1.02.02.003 | Aportes de cesantías | 54,589,145.00 | 55,000,000.00 | 109,589,145.00 | 53,848,333.00 | 53,848,333.00 | 53,848,333.00 | 53,562,745.00 | 55,740,812.00 | 010 | 49.14 |
| 2.1.1.02.02.003.01 | Cesantías | 52,355,318.00 | 50,000,000.00 | 102,355,318.00 | 51,758,848.00 | 51,758,848.00 | 51,758,848.00 | 51,477,569.00 | 50,596,470.00 | 010 | 50.57 |
| 2.1.1.02.02.003.01.01 | Horas Cátedra | 52,355,318.00 | 0.00 | 52,355,318.00 | 51,758,848.00 | 51,758,848.00 | 51,758,848.00 | 51,477,569.00 | 596,470.00 | 010 | 98.86 |
| 2.1.1.02.02.003.01.01 | Horas Cátedra | 0.00 | 50,000,000.00 | 50,000,000.00 | 0.00 | 0.00 | 0.00 | 0.00 | 50,000,000.00 | 021 | 0.00 |
| 2.1.1.02.02.003.02 | Intereses de cesantías | 2,233,827.00 | 5,000,000.00 | 7,233,827.00 | 2,089,485.00 | 2,089,485.00 | 2,089,485.00 | 2,085,176.00 | 5,144,342.00 | 010 | 28.88 |
| 2.1.1.02.02.003.02.01 | Horas Cátedra | 2,233,827.00 | 0.00 | 2,233,827.00 | 2,089,485.00 | 2,089,485.00 | 2,089,485.00 | 2,085,176.00 | 144,342.00 | 010 | 93.54 |
| 2.1.1.02.02.003.02.01 | Horas Cátedra | 0.00 | 5,000,000.00 | 5,000,000.00 | 0.00 | 0.00 | 0.00 | 0.00 | 5,000,000.00 | 021 | 0.00 |
| 2.1.1.02.02.004 | Aportes a cajas de compensación familiar | 27,004,574.00 | 26,346,026.00 | 53,350,600.00 | 40,160,200.00 | 40,160,200.00 | 40,160,200.00 | 40,160,200.00 | 13,190,400.00 | 010 | 75.28 |
| 2.1.1.02.02.004.01 | Horas Cátedra | 27,004,574.00 | 0.00 | 27,004,574.00 | 27,004,574.00 | 27,004,574.00 | 27,004,574.00 | 27,004,574.00 | 0.00 | 010 | 100.00 |
| 2.1.1.02.02.004.01 | Horas Cátedra | 0.00 | 390,926.00 | 390,926.00 | 390,926.00 | 390,926.00 | 390,926.00 | 390,926.00 | 0.00 | 00RB | 100.00 |
| 2.1.1.02.02.004.01 | Horas Cátedra | 0.00 | 25,000,000.00 | 25,000,000.00 | 11,809,600.00 | 11,809,600.00 | 11,809,600.00 | 11,809,600.00 | 13,190,400.00 | 021 | 47.24 |
| 2.1.1.02.02.004.01 | Horas Cátedra | 0.00 | 955,100.00 | 955,100.00 | 955,100.00 | 955,100.00 | 955,100.00 | 955,100.00 | 0.00 | 010RB | 100.00 |
| 2.1.1.02.02.005 | Aportes generales al sistema de riesgos laborales | 5,000,000.00 | 5,000,000.00 | 10,000,000.00 | 5,328,800.00 | 5,328,800.00 | 5,328,800.00 | 5,328,800.00 | 4,671,200.00 | 010 | 53.29 |
| 2.1.1.02.02.005.01 | Horas Cátedra | 5,000,000.00 | 0.00 | 5,000,000.00 | 4,743,000.00 | 4,743,000.00 | 4,743,000.00 | 4,743,000.00 | 257,000.00 | 010 | 94.86 |
| 2.1.1.02.02.005.01 | Horas Cátedra | 0.00 | 5,000,000.00 | 5,000,000.00 | 585,800.00 | 585,800.00 | 585,800.00 | 585,800.00 | 4,414,200.00 | 021 | 11.72 |
| 2.1.1.02.02.006 | Aportes al ICBF | 20,253,431.00 | 26,020,069.00 | 46,273,500.00 | 30,135,300.00 | 30,135,300.00 | 30,135,300.00 | 30,135,300.00 | 16,138,200.00 | 010 | 65.12 |
| 2.1.1.02.02.006.01 | Horas Cátedra | 20,253,431.00 | 0.00 | 20,253,431.00 | 20,253,431.00 | 20,253,431.00 | 20,253,431.00 | 20,253,431.00 | 0.00 | 010 | 100.00 |
| 2.1.1.02.02.006.01 | Horas Cátedra | 0.00 | 298,169.00 | 298,169.00 | 298,169.00 | 298,169.00 | 298,169.00 | 298,169.00 | 0.00 | 00RB | 100.00 |
| 2.1.1.02.02.006.01 | Horas Cátedra | 0.00 | 721,900.00 | 721,900.00 | 721,900.00 | 721,900.00 | 721,900.00 | 721,900.00 | 0.00 | 010RB | 100.00 |
| 2.1.1.02.02.006.01 | Horas Cátedra | 0.00 | 25,000,000.00 | 25,000,000.00 | 8,861,800.00 | 8,861,800.00 | 8,861,800.00 | 8,861,800.00 | 16,138,200.00 | 021 | 35.45 |
| 2.1.1.02.03 | Remuneraciones no constitutivas de factor salarial | 29,668,014.00 | 32,000,000.00 | 61,668,014.00 | 29,421,415.00 | 29,421,415.00 | 29,421,415.00 | 29,188,131.00 | 32,246,599.00 | 010 | 47.71 |
| 2.1.1.02.03.001 | Prestaciones sociales | 29,668,014.00 | 32,000,000.00 | 61,668,014.00 | 29,421,415.00 | 29,421,415.00 | 29,421,415.00 | 29,188,131.00 | 32,246,599.00 | 010 | 47.71 |
| 2.1.1.02.03.001.02 | Indemnización por vacaciones | 26,177,659.00 | 30,000,000.00 | 56,177,659.00 | 25,966,812.00 | 25,966,812.00 | 25,966,812.00 | 25,752,609.00 | 30,210,847.00 | 010 | 46.22 |
| 2.1.1.02.03.001.02.01 | Horas Cátedra | 26,177,659.00 | 0.00 | 26,177,659.00 | 25,966,812.00 | 25,966,812.00 | 25,966,812.00 | 25,752,609.00 | 210,847.00 | 010 | 99.19 |
| 2.1.1.02.03.001.02.01 | Horas Cátedra | 0.00 | 30,000,000.00 | 30,000,000.00 | 0.00 | 0.00 | 0.00 | 0.00 | 30,000,000.00 | 021 | 0.00 |
| 2.1.1.02.03.001.03 | Bonificación especial de recreación | 3,490,355.00 | 2,000,000.00 | 5,490,355.00 | 3,454,603.00 | 3,454,603.00 | 3,454,603.00 | 3,435,522.00 | 2,035,752.00 | 010 | 62.92 |
| 2.1.1.02.03.001.03.01 | Horas Cátedra | 3,490,355.00 | 0.00 | 3,490,355.00 | 3,454,603.00 | 3,454,603.00 | 3,454,603.00 | 3,435,522.00 | 35,752.00 | 010 | 98.98 |
| 2.1.1.02.03.001.03.01 | Horas Cátedra | 0.00 | 2,000,000.00 | 2,000,000.00 | 0.00 | 0.00 | 0.00 | 0.00 | 2,000,000.00 | 021 | 0.00 |

EJECUCION ACUMULADA DE EGRESOS


| Sucursal 00 | | Vigencia ACTUAL | | Fecha Inicial 01/01/2023 | | Fecha Final 31/10/2023 | | Tipo rubro TODOS | | | |
|---------------------------|--|-------------------------|-------------------------|-----------------------------|-------------------------|---------------------------|-------------------------|-------------------------|-----------------------|-------------------|---------------|
| RUBRO | NOMBRE | PRESUPUESTO INICIAL | MODIFICACIONES | PRESUPUESTO DEFINITIVO | DISPONIB. | REGISTROS | DEFINITIVAS | PAGOS | SALDO POR EJECUTAR | FUENTE DE RECURSO | % EJEC |
| 2.1.2 | Adquisición de bienes y servicios | 2,498,759,502.00 | 1,295,364,087.81 | 3,794,123,589.81 | 3,284,189,969.00 | 3,143,444,094.64 | 2,119,074,672.63 | 2,102,661,624.63 | 650,679,495.17 | 00 | 82.85 |
| 2.1.2.01 | Adquisición de activos no financieros | 11,000,000.00 | 21,475,082.00 | 32,475,082.00 | 32,475,082.00 | 32,475,082.00 | 22,145,486.00 | 22,145,486.00 | 0.00 | 00 | 100.00 |
| 2.1.2.01.01 | Activos fijos | 11,000,000.00 | 21,475,082.00 | 32,475,082.00 | 32,475,082.00 | 32,475,082.00 | 22,145,486.00 | 22,145,486.00 | 0.00 | 00 | 100.00 |
| 2.1.2.01.01.003 | Maquinaria y equipo | 11,000,000.00 | 21,475,082.00 | 32,475,082.00 | 32,475,082.00 | 32,475,082.00 | 22,145,486.00 | 22,145,486.00 | 0.00 | 00 | 100.00 |
| 2.1.2.01.01.003.03 | Maquinaria de oficina, contabilidad e informática | 10,000,000.00 | 22,475,082.00 | 32,475,082.00 | 32,475,082.00 | 32,475,082.00 | 22,145,486.00 | 22,145,486.00 | 0.00 | 00 | 100.00 |
| 2.1.2.01.01.003.03.02 | Maquinaria de informática y sus partes, piezas y accesorios | 10,000,000.00 | 22,475,082.00 | 32,475,082.00 | 32,475,082.00 | 32,475,082.00 | 22,145,486.00 | 22,145,486.00 | 0.00 | 00 | 100.00 |
| 2.1.2.01.01.003.05 | Equipo y aparatos de radio, televisión y comunicaciones | 1,000,000.00 | -1,000,000.00 | 0.00 | 0.00 | 0.00 | 0.00 | 0.00 | 0.00 | 00 | NaN |
| 2.1.2.01.01.003.05.07 | Tarjetas con bandas magnéticas o plaquetas (chip) | 1,000,000.00 | -1,000,000.00 | 0.00 | 0.00 | 0.00 | 0.00 | 0.00 | 0.00 | 00 | NaN |
| 2.1.2.02 | Adquisiciones diferentes de activos | 2,487,759,502.00 | 1,273,889,005.81 | 3,761,648,507.81 | 3,251,714,887.00 | 3,110,969,012.64 | 2,096,929,186.63 | 2,080,516,138.63 | 650,679,495.17 | 00 | 82.70 |
| 2.1.2.02.01 | Materiales y suministros | 366,774,000.00 | 82,564,569.00 | 449,338,569.00 | 321,766,242.00 | 307,076,474.00 | 158,406,300.00 | 156,572,703.00 | 142,262,095.00 | 00 | 68.34 |
| 2.1.2.02.01.000 | AGRICULTURA, SILVICULTURA Y PRODUCTOS DE LA PESCA | 10,000,000.00 | -7,000,000.00 | 3,000,000.00 | 0.00 | 0.00 | 0.00 | 0.00 | 3,000,000.00 | 00 | 0.00 |
| 2.1.2.02.01.001 | MINERALES; ELECTRICIDAD, GAS Y AGUA | 3,000,000.00 | 0.00 | 3,000,000.00 | 0.00 | 0.00 | 0.00 | 0.00 | 3,000,000.00 | 00 | 0.00 |
| 2.1.2.02.01.002 | PRODUCTOS ALIMENTICIOS, BEBIDAS Y TABACO; TEXTILES, PRENDAS DE VESTIR Y PRODUCTOS DE CUERO | 30,000,000.00 | 17,518,069.00 | 47,518,069.00 | 44,375,350.00 | 44,372,500.00 | 42,544,100.00 | 42,544,100.00 | 3,145,569.00 | 00 | 93.38 |
| 2.1.2.02.01.002 | PRODUCTOS ALIMENTICIOS, BEBIDAS Y TABACO; TEXTILES, PRENDAS DE VESTIR Y PRODUCTOS DE CUERO | 0.00 | 25,000,000.00 | 25,000,000.00 | 23,321,467.00 | 18,840,000.00 | 0.00 | 0.00 | 6,160,000.00 | 010RB | 75.36 |
| 2.1.2.02.01.003 | OTROS BIENES TRANSPORTABLES (EXCEPTO PRODUCTOS METÁLICOS, MAQUINARIA Y EQUIPO) | 173,774,000.00 | -6,837,500.00 | 166,936,500.00 | 150,522,575.00 | 147,520,728.00 | 76,218,500.00 | 74,484,903.00 | 19,415,772.00 | 00 | 88.37 |
| 2.1.2.02.01.004 | Productos metálicos y paquetes de software | 150,000,000.00 | -45,000,000.00 | 105,000,000.00 | 102,596,850.00 | 95,393,246.00 | 38,693,700.00 | 38,693,700.00 | 9,606,754.00 | 00 | 90.85 |
| 2.1.2.02.01.004 | Productos metálicos y paquetes de software | 0.00 | 50,000,000.00 | 50,000,000.00 | 950,000.00 | 950,000.00 | 950,000.00 | 850,000.00 | 49,050,000.00 | 010 | 1.90 |
| 2.1.2.02.01.004 | Productos metálicos y paquetes de software | 0.00 | 48,884,000.00 | 48,884,000.00 | 0.00 | 0.00 | 0.00 | 0.00 | 48,884,000.00 | 010RB | 0.00 |
| 2.1.2.02.02 | Adquisición de servicios | 2,120,985,502.00 | 1,191,324,436.81 | 3,312,309,938.81 | 2,929,948,645.00 | 2,803,892,538.64 | 1,938,522,886.63 | 1,923,943,435.63 | 508,417,400.17 | 00 | 84.65 |
| 2.1.2.02.02.006 | Servicios de alojamiento; servicios de suministro de comidas y bebidas; servicios de transporte; y servicios de distribución de electricidad, gas y agua | 200,000,000.00 | -23,000,000.00 | 177,000,000.00 | 177,000,000.00 | 176,684,000.00 | 167,119,500.00 | 166,830,662.00 | 316,000.00 | 00 | 99.82 |
| 2.1.2.02.02.006 | Servicios de alojamiento; servicios de suministro de comidas y bebidas; servicios de transporte; y servicios de distribución de electricidad, gas y agua | 0.00 | 105,500.00 | 105,500.00 | 105,500.00 | 105,500.00 | 105,500.00 | 105,500.00 | 0.00 | 021RB | 100.00 |
| 2.1.2.02.02.006 | Servicios de alojamiento; servicios de suministro de comidas y bebidas; servicios de transporte; y servicios de distribución de electricidad, gas y agua | 0.00 | 50,000,000.00 | 50,000,000.00 | 44,928,834.00 | 12,589,501.00 | 12,589,501.00 | 9,832,650.00 | 37,410,499.00 | 010 | 25.18 |
| 2.1.2.02.02.006 | Servicios de alojamiento; servicios de suministro de comidas y bebidas; servicios de transporte; y servicios de distribución de electricidad, gas y agua | 0.00 | 20,000,000.00 | 20,000,000.00 | 9,531,202.00 | 9,531,202.00 | 9,069,902.00 | 8,559,240.00 | 10,468,798.00 | 010RB | 47.66 |
| 2.1.2.02.02.007 | SERVICIOS FINANCIEROS Y SERVICIOS CONEXOS, SERVICIOS INMOBILIARIOS Y SERVICIOS DE LEASING | 0.00 | 130,000,000.00 | 130,000,000.00 | 4,749,000.00 | 4,749,000.00 | 4,749,000.00 | 4,749,000.00 | 125,251,000.00 | 010 | 3.65 |
| 2.1.2.02.02.007 | Servicios financieros y servicios conexos, servicios inmobiliarios y servicios de leasing | 110,000,000.00 | 0.00 | 110,000,000.00 | 77,766,721.00 | 77,766,720.64 | 77,766,720.63 | 77,766,720.63 | 32,233,279.36 | 00 | 70.70 |
| 2.1.2.02.02.008 | SERVICIOS PRESTADOS A LAS EMPRESAS Y SERVICIOS DE PRODUCCIÓN | 1,500,000,000.00 | 53,324,918.00 | 1,553,324,918.00 | 1,551,679,445.00 | 1,540,536,772.00 | 1,090,548,088.00 | 1,085,048,088.00 | 12,788,146.00 | 00 | 99.18 |
| 2.1.2.02.02.008 | SERVICIOS PRESTADOS A LAS EMPRESAS Y SERVICIOS DE PRODUCCIÓN | 0.00 | 170,662,650.00 | 170,662,650.00 | 162,644,227.00 | 126,648,127.00 | 25,835,135.00 | 25,835,135.00 | 44,014,523.00 | 021RB | 74.21 |
| 2.1.2.02.02.008 | SERVICIOS PRESTADOS A LAS EMPRESAS Y SERVICIOS DE PRODUCCIÓN | 0.00 | 58,043,931.00 | 58,043,931.00 | 57,644,341.00 | 57,644,341.00 | 10,461,277.00 | 10,461,277.00 | 399,590.00 | 00RB | 99.31 |
| 2.1.2.02.02.008 | SERVICIOS PRESTADOS A LAS EMPRESAS Y SERVICIOS DE PRODUCCIÓN | 0.00 | 539,809,709.00 | 539,809,709.00 | 463,414,665.00 | 460,714,665.00 | 265,604,302.00 | 265,604,302.00 | 79,095,044.00 | 010 | 85.35 |
| 2.1.2.02.02.008 | SERVICIOS PRESTADOS A LAS EMPRESAS Y SERVICIOS DE PRODUCCIÓN | 0.00 | 65,411,000.00 | 65,411,000.00 | 0.00 | 0.00 | 0.00 | 0.00 | 65,411,000.00 | 013 | 0.00 |
| 2.1.2.02.02.008 | SERVICIOS PRESTADOS A LAS EMPRESAS Y SERVICIOS DE PRODUCCIÓN | 0.00 | 33,886,666.00 | 33,886,666.00 | 30,358,260.00 | 24,238,260.00 | 888,261.00 | 888,261.00 | 9,648,406.00 | 010RB | 71.53 |
| 2.1.2.02.02.009 | SERVICIOS PARA LA COMUNIDAD, SOCIALES Y PERSONALES | 280,000,000.00 | 20,350,000.00 | 300,350,000.00 | 254,101,050.00 | 216,659,050.00 | 178,421,050.00 | 178,421,050.00 | 83,690,950.00 | 00 | 72.14 |
| 2.1.2.02.02.010 | Viáticos de los funcionarios en comisión | 30,985,502.00 | 25,000,000.00 | 55,985,502.00 | 55,959,892.00 | 55,959,892.00 | 55,923,052.00 | 55,923,052.00 | 25,610.00 | 00 | 99.95 |
| 2.1.2.02.02.010 | Viáticos de los funcionarios en comisión | 0.00 | 37,730,062.81 | 37,730,062.81 | 37,730,058.00 | 37,730,058.00 | 37,069,308.00 | 32,918,498.00 | 4.81 | 00RB | 100.00 |
| 2.1.2.02.02.010 | Viáticos de los funcionarios en comisión | 0.00 | 10,000,000.00 | 10,000,000.00 | 2,335,450.00 | 2,335,450.00 | 2,335,450.00 | 0.00 | 7,664,550.00 | 010RB | 23.35 |
| 2.1.3 | Transferencias corrientes | 35,319,017.00 | 32,000,000.00 | 67,319,017.00 | 27,614,021.00 | 27,127,021.00 | 27,127,021.00 | 27,127,021.00 | 40,191,996.00 | 00 | 40.30 |
| 2.1.3.04 | A organizaciones nacionales | 10,319,017.00 | 11,117,021.00 | 21,436,038.00 | 11,117,021.00 | 11,117,021.00 | 11,117,021.00 | 11,117,021.00 | 10,319,017.00 | 00 | 51.86 |
| 2.1.3.04.05 | A otras organizaciones nacionales | 10,319,017.00 | 11,117,021.00 | 21,436,038.00 | 11,117,021.00 | 11,117,021.00 | 11,117,021.00 | 11,117,021.00 | 10,319,017.00 | 00 | 51.86 |


EJECUCION ACUMULADA DE EGRESOS

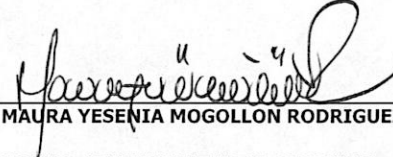
| Sucursal 00 | | Vigencia ACTUAL | | Fecha Inicial 01/01/2023 | | Fecha Final 31/10/2023 | | Tipo rubro TODOS | | | |
|-----------------------|--|---------------------|------------------|-----------------------------|------------------|---------------------------|----------------|---------------------|--------------------|-------------------|--------|
| RUBRO | NOMBRE | PRESUPUESTO INICIAL | MODIFICACIONES | PRESUPUESTO DEFINITIVO | DISPONIB. | REGISTROS | DEFINITIVAS | PAGOS | SALDO POR EJECUTAR | FUENTE DE RECURSO | % EJE |
| 2.1.3.04.05.001 | Membresías | 10,319,017.00 | 11,117,021.00 | 21,436,038.00 | 11,117,021.00 | 11,117,021.00 | 11,117,021.00 | 11,117,021.00 | 10,319,017.00 | 00 | 51.86 |
| 2.1.3.04.05.001.01 | Reditu | 0.00 | 11,117,021.00 | 11,117,021.00 | 11,117,021.00 | 11,117,021.00 | 11,117,021.00 | 11,117,021.00 | 0.00 | 00RB | 100.00 |
| 2.1.3.04.05.001.02 | A otras organizaciones nacionales | 10,319,017.00 | 0.00 | 10,319,017.00 | 0.00 | 0.00 | 0.00 | 0.00 | 10,319,017.00 | 00 | 0.00 |
| 2.1.3.08 | A los hogares diferentes de prestaciones sociales | 10,000,000.00 | 0.00 | 10,000,000.00 | 8,400,000.00 | 8,400,000.00 | 8,400,000.00 | 8,400,000.00 | 1,600,000.00 | 00 | 84.00 |
| 2.1.3.08 | A los hogares diferentes de prestaciones sociales | 0.00 | 20,882,979.00 | 20,882,979.00 | 8,097,000.00 | 7,610,000.00 | 7,610,000.00 | 7,610,000.00 | 13,272,979.00 | 00RB | 36.44 |
| 2.1.3.13 | Sentencias y conciliaciones | 15,000,000.00 | 0.00 | 15,000,000.00 | 0.00 | 0.00 | 0.00 | 0.00 | 15,000,000.00 | 00 | 0.00 |
| 2.1.3.13.01 | Fallos nacionales | 15,000,000.00 | 0.00 | 15,000,000.00 | 0.00 | 0.00 | 0.00 | 0.00 | 15,000,000.00 | 00 | 0.00 |
| 2.1.8 | Gastos por tributos, multas, sanciones e intereses de mora | 86,742,500.00 | 135,828,564.00 | 222,571,064.00 | 195,852,251.23 | 195,852,251.23 | 195,581,151.23 | 195,323,851.23 | 26,718,812.77 | 00 | 88.00 |
| 2.1.8.01 | Impuestos | 78,592,500.00 | 126,659,133.00 | 205,251,633.00 | 186,058,316.23 | 186,058,316.23 | 186,058,316.23 | 186,058,316.23 | 19,193,316.77 | 00 | 90.65 |
| 2.1.8.01.14 | Gravamen a los movimientos financieros | 28,592,500.00 | 0.00 | 28,592,500.00 | 19,255,771.98 | 19,255,771.98 | 19,255,771.98 | 19,255,771.98 | 9,336,728.02 | 00 | 67.35 |
| 2.1.8.01.14 | Gravamen a los movimientos financieros | 0.00 | 40,000,000.00 | 40,000,000.00 | 30,143,411.25 | 30,143,411.25 | 30,143,411.25 | 30,143,411.25 | 9,856,588.75 | 00RB | 75.36 |
| 2.1.8.01.52 | Impuesto predial unificado | 50,000,000.00 | -50,000,000.00 | 0.00 | 0.00 | 0.00 | 0.00 | 0.00 | 0.00 | 00 | NaN |
| 2.1.8.01.52 | Impuesto predial unificado | 0.00 | 136,659,133.00 | 136,659,133.00 | 136,659,133.00 | 136,659,133.00 | 136,659,133.00 | 136,659,133.00 | 0.00 | 00RB | 100.00 |
| 2.1.8.03 | Tasas y derechos administrativos | 3,000,000.00 | 0.00 | 3,000,000.00 | 2,994,696.00 | 2,994,696.00 | 2,994,696.00 | 2,994,696.00 | 5,304.00 | 00 | 99.82 |
| 2.1.8.03 | Tasas y derechos administrativos | 0.00 | 10,000,000.00 | 10,000,000.00 | 2,479,808.00 | 2,479,808.00 | 2,208,708.00 | 1,951,408.00 | 7,520,192.00 | 00RB | 24.80 |
| 2.1.8.04 | Contribuciones | 5,150,000.00 | -830,569.00 | 4,319,431.00 | 4,319,431.00 | 4,319,431.00 | 4,319,431.00 | 4,319,431.00 | 0.00 | 00 | 100.00 |
| 2.1.8.04.01 | Cuota de fiscalización y auditaje | 5,150,000.00 | -5,150,000.00 | 0.00 | 0.00 | 0.00 | 0.00 | 0.00 | 0.00 | 00 | NaN |
| 2.1.8.04.01 | Cuota de fiscalización y auditaje | 0.00 | 4,319,431.00 | 4,319,431.00 | 4,319,431.00 | 4,319,431.00 | 4,319,431.00 | 4,319,431.00 | 0.00 | 00RB | 100.00 |
| 2.3 | INVERSIÓN | 908,852,231.00 | 8,675,741,101.90 | 9,584,593,332.90 | 3,441,938,725.40 | 1,399,848,835.81 | 877,826,739.23 | 877,826,739.23 | 8,184,744,497.09 | 00 | 14.61 |
| 2.3.2 | Adquisición de bienes y servicios | 639,968,250.00 | 0.00 | 639,968,250.00 | 23,333,334.00 | 23,333,334.00 | 12,266,666.00 | 12,266,666.00 | 616,634,916.00 | 03 | 3.65 |
| 2.3.2 | Adquisición de bienes y servicios | 268,883,981.00 | 0.00 | 268,883,981.00 | 0.00 | 0.00 | 0.00 | 0.00 | 268,883,981.00 | 00 | 0.00 |
| 2.3.2 | Adquisición de bienes y servicios | 0.00 | 310,626,274.73 | 310,626,274.73 | 0.00 | 0.00 | 0.00 | 0.00 | 310,626,274.73 | 03RB | 0.00 |
| 2.3.2 | Adquisición de bienes y servicios | 0.00 | 1,929,028,950.77 | 1,929,028,950.77 | 0.00 | 0.00 | 0.00 | 0.00 | 1,929,028,950.77 | 012RB | 0.00 |
| 2.3.2 | Adquisición de bienes y servicios | 0.00 | 100,000,000.00 | 100,000,000.00 | 0.00 | 0.00 | 0.00 | 0.00 | 100,000,000.00 | 00RB | 0.00 |
| 2.3.2 | Adquisición de bienes y servicios | 0.00 | 66,685,519.00 | 66,685,519.00 | 0.00 | 0.00 | 0.00 | 0.00 | 66,685,519.00 | 011RB | 0.00 |
| 2.3.2 | Adquisición de bienes y servicios | 0.00 | 2,691,844,207.00 | 2,691,844,207.00 | 0.00 | 0.00 | 0.00 | 0.00 | 2,691,844,207.00 | 012 | 0.00 |
| 2.3.2.01.01.001 | Edificaciones y estructuras | 0.00 | 509,618,030.23 | 509,618,030.23 | 505,156,973.23 | 505,156,973.23 | 505,156,973.23 | 505,156,973.23 | 4,461,057.00 | 012RB | 99.12 |
| 2.3.2.01.01.001.02 | Edificios educativos | 0.00 | 499,618,030.23 | 499,618,030.23 | 499,618,030.23 | 499,618,030.23 | 499,618,030.23 | 499,618,030.23 | 0.00 | 012RB | 100.00 |
| 2.3.2.01.01.001.02.07 | Edificios educativos | 0.00 | 10,000,000.00 | 10,000,000.00 | 5,538,943.00 | 5,538,943.00 | 5,538,943.00 | 5,538,943.00 | 4,461,057.00 | 03RB | 55.39 |
| 2.3.2.01.01.003 | Maquinaria y equipo | 0.00 | 2,628,740,780.17 | 2,628,740,780.17 | 2,474,251,078.17 | 516,355,428.58 | 12,400,000.00 | 12,400,000.00 | 2,112,385,351.59 | 012RB | 19.64 |
| 2.3.2.01.01.003.02 | Maquinaria para usos especiales | 0.00 | 616,103,121.17 | 616,103,121.17 | 461,613,419.17 | 16,575,223.90 | 12,400,000.00 | 12,400,000.00 | 599,527,897.27 | 012RB | 2.69 |
| 2.3.2.01.01.003.02.01 | Maquinaria agropecuaria o silvícola y sus partes y piezas | 0.00 | 13,676,000.00 | 13,676,000.00 | 13,675,048.00 | 12,400,000.00 | 12,400,000.00 | 12,400,000.00 | 1,276,000.00 | 012RB | 90.67 |
| 2.3.2.01.01.003.02.08 | Otra maquinaria para usos especiales y sus partes y piezas | 0.00 | 598,000,000.00 | 598,000,000.00 | 443,511,250.00 | 0.00 | 0.00 | 0.00 | 598,000,000.00 | 012RB | 0.00 |
| 2.3.2.01.01.003.02.08 | Otra maquinaria para usos especiales y sus partes y piezas | 0.00 | 4,427,121.17 | 4,427,121.17 | 4,427,121.17 | 4,175,223.90 | 0.00 | 0.00 | 251,897.27 | 03RB | 94.31 |
| 2.3.2.01.01.003.03 | Maquinaria de oficina, contabilidad e informática | 0.00 | 691,837,659.00 | 691,837,659.00 | 691,837,659.00 | 0.00 | 0.00 | 0.00 | 691,837,659.00 | 00 | 0.00 |
| 2.3.2.01.01.003.03.02 | Maquinaria de informática y sus partes, piezas y accesorios | 0.00 | 691,837,659.00 | 691,837,659.00 | 691,837,659.00 | 0.00 | 0.00 | 0.00 | 691,837,659.00 | 012RB | 0.00 |
| 2.3.2.01.01.003.04 | Maquinaria y aparatos eléctricos | 0.00 | 500,000,000.00 | 500,000,000.00 | 500,000,000.00 | 499,780,204.68 | 0.00 | 0.00 | 219,795.32 | 012RB | 99.96 |
| 2.3.2.01.01.003.04.01 | Motores, generadores y transformadores eléctricos y sus partes y piezas | 0.00 | 500,000,000.00 | 500,000,000.00 | 500,000,000.00 | 499,780,204.68 | 0.00 | 0.00 | 219,795.32 | 012RB | 99.96 |
| 2.3.2.01.01.003.07 | Equipo de transporte | 0.00 | 820,800,000.00 | 820,800,000.00 | 820,800,000.00 | 0.00 | 0.00 | 0.00 | 820,800,000.00 | 012RB | 0.00 |
| 2.3.2.01.01.003.07.01 | Vehículos automotores, remolques y semirremolques; y sus partes, piezas y accesorios | 0.00 | 820,800,000.00 | 820,800,000.00 | 820,800,000.00 | 0.00 | 0.00 | 0.00 | 820,800,000.00 | 012RB | 0.00 |
| 2.3.2.01.01.004 | Activos fijos no clasificados como maquinaria y equipo | 0.00 | 160,000,000.00 | 160,000,000.00 | 160,000,000.00 | 160,000,000.00 | 160,000,000.00 | 160,000,000.00 | 0.00 | 012RB | 100.00 |
| 2.3.2.01.01.004.01 | Muebles, instrumentos musicales, artículos de deporte y antigüedades | 0.00 | 160,000,000.00 | 160,000,000.00 | 160,000,000.00 | 160,000,000.00 | 160,000,000.00 | 160,000,000.00 | 0.00 | 012RB | 100.00 |
| 2.3.2.01.01.004.01.01 | Muebles | 0.00 | 160,000,000.00 | 160,000,000.00 | 160,000,000.00 | 160,000,000.00 | 160,000,000.00 | 160,000,000.00 | 0.00 | 012RB | 100.00 |


EJECUCION ACUMULADA DE EGRESOS

| Sucursal 00 | | Vigencia ACTUAL | | Fecha Inicial 01/01/2023 | | Fecha Final 31/10/2023 | | Tipo rubro TODOS | | | |
|--------------------------|--|-------------------------|--------------------------|-----------------------------|--------------------------|---------------------------|-------------------------|-------------------------|--------------------------|-------------------|---------------|
| RUBRO | NOMBRE | PRESUPUESTO INICIAL | MODIFICACIONES | PRESUPUESTO DEFINITIVO | DISPONIB. | REGISTROS | DEFINITIVAS | PAGOS | SALDO POR EJECUTAR | FUENTE DE RECURSO | % EJEC |
| 2.3.2.01.01.004.01.01.02 | Muebles del tipo utilizado en la oficina | 0.00 | 160,000,000.00 | 160,000,000.00 | 160,000,000.00 | 160,000,000.00 | 160,000,000.00 | 160,000,000.00 | 0.00 | 012RB | 100.00 |
| 2.3.2.02 | Adquisiciones diferentes de activos | 0.00 | 279,197,340.00 | 279,197,340.00 | 279,197,340.00 | 195,003,100.00 | 188,003,100.00 | 188,003,100.00 | 84,194,240.00 | 012RB | 69.84 |
| 2.3.2.02.01 | Materiales y suministros | 0.00 | 84,192,940.00 | 84,192,940.00 | 84,192,940.00 | 0.00 | 0.00 | 0.00 | 84,192,940.00 | 012RB | 0.00 |
| 2.3.2.02.01.003 | Otros bienes transportables (excepto productos metálicos, maquinaria y equipo) | 0.00 | 84,192,940.00 | 84,192,940.00 | 84,192,940.00 | 0.00 | 0.00 | 0.00 | 84,192,940.00 | 012RB | 0.00 |
| 2.3.2.02.02 | Adquisición de servicios | 0.00 | 195,004,400.00 | 195,004,400.00 | 195,004,400.00 | 195,003,100.00 | 188,003,100.00 | 188,003,100.00 | 1,300.00 | 012RB | 100.00 |
| 2.3.2.02.02.008 | Servicios prestados a las empresas y servicios de producción | 0.00 | 108,004,400.00 | 108,004,400.00 | 108,004,400.00 | 108,004,400.00 | 108,004,400.00 | 108,004,400.00 | 0.00 | 012RB | 100.00 |
| 2.3.2.02.02.009 | Servicios para la comunidad, sociales y personales | 0.00 | 87,000,000.00 | 87,000,000.00 | 87,000,000.00 | 86,998,700.00 | 79,998,700.00 | 79,998,700.00 | 1,300.00 | 03RB | 100.00 |
| TOTAL GASTOS: | | 9,548,100,250.00 | 13,589,353,627.85 | 23,137,453,877.85 | 12,791,364,435.63 | 10,597,881,155.68 | 8,576,645,554.09 | 8,558,893,527.09 | 12,539,572,722.17 | | 45.80 |


JOSE JAVIER BUSTOS CORTES
 RECTOR


CARMEN YUDIT IBARRA ÁRDILA
 PROFESIONAL UNIVERSITARIO DE
 PRESUPUESTO


MAURA YESENIA MOGOLLON RODRIGUEZ
 TECNICO ADMINISTRATIVO DE PAGADURIA


GLORIA YUDIT CORONADO SEPULVEDA
 SECRETARIA GENERAL