

EJECUCION ACUMULADA DE EGRESOS

RUBRO	NOMBRE	PRESUPUESTO INICIAL	MODIFICACIONES	PRESUPUESTO DEFINITIVO	DISPONIBLE	REGISTROS	DEFINITIVAS	PAGOS	SALDO POR EJECUTAR	FUENTE DE RECURSO	% EJE	Vigencia		Fecha Inicial		Fecha Final		
												00	ACTUAL	01/01/2021	30/11/2021	Tipo rubro	TODOS	
UNIDAD EJECUTORA: 1 - ADMINISTRACION CENTRAL																		
2	Gastos ISER	8,686,757,400.00	8,481,790,708.00	17,170,548,108.00	10,969,080,450.00	7,155,073,645.00	6,333,921,754.00	6,287,486,754.00	3,015,474,483.00	010	41.67	2.1	01	01	01	01	01	01
2.1	Funcionamiento	6,796,789,150.00	3,376,641,956.00	10,179,431,169.00	7,159,686,441.00	6,905,358,398.00	6,230,286,756.00	6,194,874,916.00	2,270,072,751.00	010	67.86	2.1.1	01	01	01	01	01	01
2.1.1	Gastos de personal	5,013,757,950.00	2,265,973,312.00	7,279,731,267.00	5,060,695,528.00	4,984,796,768.00	4,772,822,981.00	4,772,822,681.00	1,294,974,489.00	010	68.48	2.1.1.01	01	01	01	01	01	01
2.1.1.01	Prima de personal permanente	4,259,647,190.00	1,475,973,312.00	5,734,620,502.00	3,714,646,850.00	3,667,782,950.00	3,664,990,060.00	3,664,990,060.00	1,066,817,557.00	010	63.96	2.1.1.01.01	01	01	01	01	01	01
2.1.1.01.01	Factores constituyentes de salario	3,045,987,763.00	980,160,170.00	4,026,147,933.00	2,919,260,553.00	2,918,987,553.00	2,918,987,553.00	2,918,987,553.00	1,107,000,380.00	010	72.50	2.1.1.01.01.001	01	01	01	01	01	01
2.1.1.01.01.001	Factores salariales comunes	3,045,987,763.00	980,160,170.00	4,026,147,933.00	2,919,260,553.00	2,918,987,553.00	2,918,987,553.00	2,918,987,553.00	1,107,000,380.00	010	72.50	2.1.1.01.01.001.01	01	01	01	01	01	01
2.1.1.01.01.001.01	Salario básico	2,477,966,629.00	653,636,453.00	3,131,603,082.00	2,701,868,764.00	2,701,868,764.00	2,701,868,764.00	2,701,868,764.00	609,934,318.00	010	81.58	2.1.1.01.01.001.01.02	01	01	01	01	01	01
2.1.1.01.01.001.01.02	Docentes de Planta	763,970,788.00	0.00	763,970,788.00	693,492,027.00	693,492,027.00	693,492,027.00	693,492,027.00	64,479,761.00	010	91.56	2.1.1.01.01.001.01.03	01	01	01	01	01	01
2.1.1.01.01.001.01.03	Docentes de Occasionales	330,654,500.00	454,000,000.00	784,654,500.00	731,766,734.00	731,766,734.00	731,766,734.00	731,766,734.00	52,887,756.00	010	93.26	2.1.1.01.01.001.02	01	01	01	01	01	01
2.1.1.01.01.001.02	Horas extras, dominicales, festivos y recargos	1,383,341,341.00	379,856,453.00	1,763,197,794.00	1,270,610,003.00	1,270,610,003.00	1,270,610,003.00	1,270,610,003.00	492,367,791.00	010	72.06	2.1.1.01.01.001.03	01	01	01	01	01	01
2.1.1.01.01.001.03	Académicos, Administrativos y Trabajador Oficial	100,000.00	0.00	100,000.00	0.00	0.00	0.00	0.00	100,000.00	010	0.00	2.1.1.01.01.001.04	01	01	01	01	01	01
2.1.1.01.01.001.04	Subsidio de alimentación	12,808,224.00	0.00	12,808,224.00	12,149,950.00	12,149,950.00	12,149,950.00	12,149,950.00	351,286.00	010	97.19	2.1.1.01.01.001.05	01	01	01	01	01	01
2.1.1.01.01.001.05	Docentes de Occasionales	0.00	3,000,000.00	3,000,000.00	2,504,938.00	2,504,938.00	2,504,938.00	2,504,938.00	495,062.00	010	83.50	2.1.1.01.01.001.06	01	01	01	01	01	01
2.1.1.01.01.001.06	Académicos, Administrativos y Trabajador Oficial	0.00	0.00	0.00	6,014,669.00	7,741,669.00	7,741,669.00	7,741,669.00	5,056,555.00	010	60.44	2.1.1.01.01.001.07	01	01	01	01	01	01
2.1.1.01.01.001.07	Auditor de transporte	12,177,529.00	5,323,712.00	17,501,241.00	3,984,929.00	3,984,929.00	3,984,929.00	3,984,929.00	1,015,071.00	010	92.19	2.1.1.01.01.001.08	01	01	01	01	01	01
2.1.1.01.01.001.08	Académicos, Administrativos y Trabajador Oficial	0.00	5,000,000.00	5,000,000.00	12,501,246.00	12,149,950.00	12,149,950.00	12,149,950.00	351,286.00	010	79.70	2.1.1.01.01.001.09	01	01	01	01	01	01
2.1.1.01.01.001.09	Prima de navidad	110,656,437.00	34,000,000.00	144,656,437.00	109,210,112.00	109,210,112.00	109,210,112.00	109,210,112.00	35,428,325.00	010	75.51	2.1.1.01.01.001.10	01	01	01	01	01	01
2.1.1.01.01.001.10	Docentes de Planta	34,284,300.00	5,000,000.00	39,284,300.00	31,532,140.00	31,532,140.00	31,532,140.00	31,532,140.00	7,752,160.00	010	80.27	2.1.1.01.01.001.11	01	01	01	01	01	01
2.1.1.01.01.001.11	Docentes de Occasionales	14,145,621.00	19,000,000.00	33,145,621.00	17,956,435.00	17,956,435.00	17,956,435.00	17,956,435.00	15,189,186.00	010	54.17	2.1.1.01.01.001.12	01	01	01	01	01	01
2.1.1.01.01.001.12	Académicos, Administrativos y Trabajador Oficial	62,206,516.00	10,000,000.00	72,206,516.00	59,721,537.00	59,721,537.00	59,721,537.00	59,721,537.00	12,464,979.00	010	82.71	2.1.1.01.01.001.13	01	01	01	01	01	01
2.1.1.01.01.001.13	Bonificación por servicios prestados	77,109,650.00	22,000,000.00	99,109,650.00	65,189,471.00	65,189,471.00	65,189,471.00	65,189,471.00	33,721,930.00	010	65.98	2.1.1.01.01.001.14	01	01	01	01	01	01
2.1.1.01.01.001.14	Docentes de Planta	23,318,876.00	3,000,000.00	26,318,876.00	20,825,362.00	20,825,362.00	20,825,362.00	20,825,362.00	5,493,514.00	010	79.13	2.1.1.01.01.001.15	01	01	01	01	01	01
2.1.1.01.01.001.15	Docentes de Occasionales	9,644,090.00	13,000,000.00	22,644,090.00	4,810,372.00	4,810,372.00	4,810,372.00	4,810,372.00	17,833,716.00	010	21.74	2.1.1.01.01.001.16	01	01	01	01	01	01
2.1.1.01.01.001.16	Académicos, Administrativos y Trabajador Oficial	44,146,684.00	6,000,000.00	50,146,684.00	39,751,986.00	39,751,986.00	39,751,986.00	39,751,986.00	10,394,689.00	010	79.27	2.1.1.01.01.001.17	01	01	01	01	01	01
2.1.1.01.01.001.17	Prescripciones sociales	385,089,254.00	82,000,000.00	467,089,254.00	16,139,471.00	16,139,471.00	16,139,471.00	16,139,471.00	420,949,783.00	010	3.69	2.1.1.01.01.001.18	01	01	01	01	01	01
2.1.1.01.01.001.18	Prima de navidad	239,892,121.99	55,000,000.00	294,892,121.99	10,729,156.00	10,729,156.00	10,729,156.00	10,729,156.00	284,162,965.99	010	3.64	2.1.1.01.01.001.19	01	01	01	01	01	01
2.1.1.01.01.001.19	Docentes de Planta	74,401,692.00	5,000,000.00	79,401,692.00	580,188.00	580,188.00	580,188.00	580,188.00	78,821,504.00	010	0.73	2.1.1.01.01.001.20	01	01	01	01	01	01
2.1.1.01.01.001.20	Docentes de Occasionales	30,493,651.00	40,000,000.00	70,493,651.00	9,474,915.00	9,474,915.00	9,474,915.00	9,474,915.00	61,018,736.00	010	13.44	2.1.1.01.01.001.21	01	01	01	01	01	01
2.1.1.01.01.001.21	Académicos, Administrativos y Trabajador Oficial	134,996,779.00	10,000,000.00	144,996,779.00	6,741,053.00	6,741,053.00	6,741,053.00	6,741,053.00	141,322,726.00	010	0.46	2.1.1.01.01.001.22	01	01	01	01	01	01
2.1.1.01.01.001.22	Prima de vacaciones	115,187,172.00	27,000,000.00	142,187,172.00	5,410,315.00	5,410,315.00	5,410,315.00	5,410,315.00	136,776,857.00	010	3.80	2.1.1.01.01.001.23	01	01	01	01	01	01
2.1.1.01.01.001.23	Docentes de Planta	35,712,812.00	2,000,000.00	37,712,812.00	278,749.00	278,749.00	278,749.00	278,749.00	37,434,063.00	010	0.74	2.1.1.01.01.001.24	01	01	01	01	01	01
2.1.1.01.01.001.24	Docentes de Occasionales	14,685,906.00	20,000,000.00	34,685,906.00	4,820,568.00	4,820,568.00	4,820,568.00	4,820,568.00	29,865,338.00	010	13.90	2.1.1.01.01.001.25	01	01	01	01	01	01
2.1.1.01.01.001.25	Académicos, Administrativos y Trabajador Oficial	64,796,454.00	5,000,000.00	69,796,454.00	310,988.00	310,988.00	310,988.00	310,988.00	69,485,466.00	010	0.45	2.1.1.01.01.001.26	01	01	01	01	01	01
2.1.1.01.01.001.26	Contribuciones (Inventarías a la nómina)	1,037,104,352.99	385,613,147.00	1,422,717,499.99	719,681,501.00	719,681,501.00	719,681,501.00	719,681,501.00	129,085,988.99	010	50.24	2.1.1.01.01.001.27	01	01	01	01	01	01
2.1.1.01.01.001.27	Aportes a la seguridad social en Pensiones - Publico	316,971,513.00	120,000,000.00	436,971,513.00	300,089,600.00	300,089,600.00	300,089,600.00	300,089,600.00	136,882,913.00	010	66.36	2.1.1.01.01.001.28	01	01	01	01	01	01
2.1.1.01.01.001.28	Aportes a la seguridad social en Pensiones - Publico	220,000,000.00	85,000,000.00	305,000,000.00	199,478,800.00	199,478,800.00	199,478,800.00	199,478,800.00	105,521,400.00	010	66.40	2.1.1.01.01.001.29	01	01	01	01	01	01
2.1.1.01.01.001.29	Docentes de Planta	50,000,000.00	35,000,000.00	85,000,000.00	62,137,800.00	62,137,800.00	62,137,800.00	62,137,800.00	22,882,200.00	010	73.10	2.1.1.01.01.001.30	01	01	01	01	01	01
2.1.1.01.01.001.30	Docentes de Occasionales	70,000,000.00	30,000,000.00	100,000,000.00	36,994,300.00	36,994,300.00	36,994,300.00	36,994,300.00	63,005,700.00	010	36.99	2.1.1.01.01.001.31	01	01	01	01	01	01
2.1.1.01.01.001.31	Académicos, Administrativos y Trabajador Oficial	100,000,000.00	20,000,000.00	120,000,000.00	100,346,500.00	100,346,500.00	100,346,500.00	100,346,500.00	19,653,500.00	010	83.62	2.1.1.01.01.001.32	01	01	01	01	01	01
2.1.1.01.01.001.32	Aportes a la seguridad social en Pensiones - Privadas	98,971,513.00	35,000,000.00	133,971,513.00	100,610,000.00	100,610,000.00	100,610,000.00	100,610,000.00	33,361,513.00	010	75.10	2.1.1.01.01.001.33	01	01	01	01	01	01
2.1.1.01.01.001.33	Docentes de Planta	28,971,513.00	5,000,000.00	33,971,513.00	16,230,800.00	16,230,800.00	16,230,800.00	16,230,800.00	17,740,713.00	010	47.78	2.1.1.01.01.001.34	01	01	01	01	01	01
2.1.1.01.01.001.34	Docentes de Occasionales	30,000,000.00	20,000,000.00	50,000,000.00	46,937,400.00	46,937,400.00	46,9											

EJECUCION ACUMULADA DE EGRESOS

RUBRO	NOMBRE	PRESUPUESTO INICIAL	MODIFICACIONES	PRESUPUESTO DEFINITIVO	DISPONIB.	REGISTROS	DEFINITIVAS	PAGOS	SALDO POR EJECUTAR	FUENTE DE RECURSO	% EIEC	Vigencia		Fecha Inicial		Fecha Final		
												00	ACTUAL	01/01/2021	30/11/2021	Tipo rubro	TODOS	
2.1.1.01.02.003.01	Académicos, Administrativos y Trabajador Oficial	40,000,000.00	10,000,000.00	50,000,000.00	46,819,300.00	42,313,800.00	42,313,800.00	42,313,800.00	7,686,200.00	010	84.63	225,938,155.00	82,556,000.00	308,494,155.00	234,632,000.00	212,557,700.00	212,557,700.00	65,936,485.00
2.1.1.01.02.002.02	Aportes a la seguridad social en salud	225,938,155.00	82,556,000.00	308,494,155.00	234,632,000.00	212,557,700.00	212,557,700.00	212,557,700.00	95,936,485.00	010	68.90	40,000,000.00	40,000,000.00	80,000,000.00	64,082,700.00	57,701,700.00	57,701,700.00	22,288,300.00
2.1.1.01.02.002.01	Aportes a la seguridad social en salud - Publicas	40,000,000.00	40,000,000.00	80,000,000.00	34,000,000.00	24,638,600.00	24,638,600.00	24,638,600.00	9,361,400.00	010	72.47	10,000,000.00	10,000,000.00	20,000,000.00	12,830,400.00	12,830,400.00	20,232,700.00	3,767,300.00
2.1.1.01.02.002.01.02	Docentes de Ocasionales	12,000,000.00	10,000,000.00	22,000,000.00	13,959,700.00	12,830,400.00	12,830,400.00	12,830,400.00	9,169,600.00	010	58.32	18,000,000.00	6,000,000.00	24,000,000.00	22,884,800.00	20,232,700.00	20,232,700.00	3,767,300.00
2.1.1.01.02.002.01.03	Académicos, Administrativos y Trabajador Oficial	18,000,000.00	6,000,000.00	24,000,000.00	22,884,800.00	20,232,700.00	20,232,700.00	20,232,700.00	3,767,300.00	010	84.30	70,000,000.00	42,556,000.00	112,556,000.00	110,000,000.00	100,000,000.00	100,000,000.00	17,750,509.00
2.1.1.01.02.002.02.01	Docentes de Planta	70,000,000.00	10,000,000.00	80,000,000.00	80,000,000.00	30,867,300.00	30,867,300.00	30,867,300.00	73,638,155.00	010	67.77	40,000,000.00	20,000,000.00	60,000,000.00	60,000,000.00	60,000,000.00	60,000,000.00	17,750,509.00
2.1.1.01.02.002.02.02	Docentes de Ocasionales	40,000,000.00	20,000,000.00	60,000,000.00	48,348,700.00	43,171,900.00	43,171,900.00	43,171,900.00	49,137,700.00	010	38.58	40,000,000.00	12,556,000.00	52,556,000.00	60,000,000.00	60,000,000.00	60,000,000.00	17,750,509.00
2.1.1.01.02.002.02.03	Académicos, Administrativos y Trabajador Oficial	75,038,155.00	12,556,000.00	87,594,155.00	68,494,155.00	60,816,800.00	60,816,800.00	60,816,800.00	7,677,355.00	010	71.95	290,503,704.99	85,257,147.00	375,760,851.99	337,928,518.00	337,928,518.00	337,928,518.00	224,494,155.00
2.1.1.01.02.002.03	Aportes a la seguridad social en salud - Privadas	185,938,155.00	42,556,000.00	228,494,155.00	170,748,300.00	154,886,000.00	154,886,000.00	154,886,000.00	360,535,280.99	010	91.32	185,938,155.00	42,556,000.00	228,494,155.00	228,494,155.00	228,494,155.00	228,494,155.00	185,938,155.00
2.1.1.01.02.002.03.01	Académicos, Administrativos y Trabajador Oficial	70,000,000.00	10,000,000.00	80,000,000.00	33,906,600.00	30,867,300.00	30,867,300.00	30,867,300.00	73,638,155.00	010	67.77	290,503,704.99	85,257,147.00	375,760,851.99	337,928,518.00	337,928,518.00	337,928,518.00	224,494,155.00
2.1.1.01.02.002.03.02	Aportes a la seguridad social en salud - Publicas	40,000,000.00	20,000,000.00	60,000,000.00	48,348,700.00	43,171,900.00	43,171,900.00	43,171,900.00	49,137,700.00	010	38.58	40,000,000.00	12,556,000.00	52,556,000.00	60,000,000.00	60,000,000.00	60,000,000.00	17,750,509.00
2.1.1.01.02.002.03.03	Académicos, Administrativos y Trabajador Oficial	75,038,155.00	12,556,000.00	87,594,155.00	68,494,155.00	60,816,800.00	60,816,800.00	60,816,800.00	7,677,355.00	010	71.95	290,503,704.99	85,257,147.00	375,760,851.99	337,928,518.00	337,928,518.00	337,928,518.00	224,494,155.00
2.1.1.01.02.003.01	Cesantías	290,503,704.99	85,257,147.00	375,760,851.99	337,928,518.00	337,928,518.00	337,928,518.00	337,928,518.00	224,494,155.00	010	4.31	290,503,704.99	85,257,147.00	375,760,851.99	337,928,518.00	337,928,518.00	337,928,518.00	224,494,155.00
2.1.1.01.02.003.01.01	Docentes de Planta	80,601,833.00	10,000,000.00	90,601,833.00	67,947.00	62,797.00	62,797.00	62,797.00	99,973,886.00	010	4.64	290,503,704.99	85,257,147.00	375,760,851.99	337,928,518.00	337,928,518.00	337,928,518.00	224,494,155.00
2.1.1.01.02.003.01.02	Docentes de Ocasionales	32,823,027.00	45,000,000.00	77,823,027.00	9,911,622.00	9,911,622.00	9,911,622.00	9,911,622.00	67,911,405.00	010	12.74	290,503,704.99	85,257,147.00	375,760,851.99	337,928,518.00	337,928,518.00	337,928,518.00	224,494,155.00
2.1.1.01.02.003.01.03	Académicos, Administrativos y Trabajador Oficial	146,246,511.00	23,257,147.00	169,503,658.00	5,142,572.00	5,142,572.00	5,142,572.00	5,142,572.00	164,361,006.00	010	3.03	290,503,704.99	85,257,147.00	375,760,851.99	337,928,518.00	337,928,518.00	337,928,518.00	224,494,155.00
2.1.1.01.02.003.02	Intereses de cesantías	30,832,333.99	6,000,000.00	36,832,333.99	553,480.00	553,480.00	553,480.00	553,480.00	38,278,873.99	010	1.43	290,503,704.99	85,257,147.00	375,760,851.99	337,928,518.00	337,928,518.00	337,928,518.00	224,494,155.00
2.1.1.01.02.003.02.01	Docentes de Planta	9,672,220.00	1,000,000.00	10,672,220.00	15,885.00	15,885.00	15,885.00	15,885.00	10,652,335.00	010	0.19	290,503,704.99	85,257,147.00	375,760,851.99	337,928,518.00	337,928,518.00	337,928,518.00	224,494,155.00
2.1.1.01.02.003.02.02	Docentes de Ocasionales	3,610,533.00	5,000,000.00	8,610,533.00	521,890.00	521,890.00	521,890.00	521,890.00	8,080,643.00	010	6.06	290,503,704.99	85,257,147.00	375,760,851.99	337,928,518.00	337,928,518.00	337,928,518.00	224,494,155.00
2.1.1.01.02.003.02.03	Académicos, Administrativos y Trabajador Oficial	17,589,581.00	2,000,000.00	19,589,581.00	11,685.00	11,685.00	11,685.00	11,685.00	19,537,896.00	010	0.06	290,503,704.99	85,257,147.00	375,760,851.99	337,928,518.00	337,928,518.00	337,928,518.00	224,494,155.00
2.1.1.01.02.004	Aportes a caja de compensación familiar	127,000,000.00	50,000,000.00	177,000,000.00	167,000,000.00	100,130,700.00	100,130,700.00	100,130,700.00	66,889,300.00	010	0.06	127,000,000.00	50,000,000.00	177,000,000.00	127,000,000.00	127,000,000.00	127,000,000.00	127,000,000.00
2.1.1.01.02.004.01	Docentes de Planta	37,000,000.00	5,000,000.00	42,000,000.00	28,667,500.00	26,004,300.00	26,004,300.00	26,004,300.00	15,995,700.00	010	61.92	127,000,000.00	50,000,000.00	177,000,000.00	127,000,000.00	127,000,000.00	127,000,000.00	127,000,000.00
2.1.1.01.02.004.02	Docentes de Ocasionales	20,000,000.00	35,000,000.00	55,000,000.00	29,338,100.00	26,360,500.00	26,360,500.00	26,360,500.00	28,639,500.00	010	47.93	127,000,000.00	50,000,000.00	177,000,000.00	127,000,000.00	127,000,000.00	127,000,000.00	127,000,000.00
2.1.1.01.02.004.03	Académicos, Administrativos y Trabajador Oficial	60,000,000.00	10,000,000.00	70,000,000.00	52,659,700.00	47,765,900.00	47,765,900.00	47,765,900.00	22,234,100.00	010	68.24	127,000,000.00	50,000,000.00	177,000,000.00	127,000,000.00	127,000,000.00	127,000,000.00	127,000,000.00
2.1.1.01.02.005	Aportes generales al sistema de riesgos laborales	13,437,261.00	7,008,000.00	20,445,261.00	17,375,800.00	15,744,100.00	15,744,100.00	15,744,100.00	5,134,161.00	010	75.41	13,437,261.00	7,008,000.00	20,445,261.00	13,437,261.00	13,437,261.00	13,437,261.00	13,437,261.00
2.1.1.01.02.005.01	Docentes de Planta	4,370,641.00	1,000,000.00	5,370,641.00	4,666,100.00	4,236,800.00	4,236,800.00	4,236,800.00	1,133,941.00	010	78.89	13,437,261.00	7,008,000.00	20,445,261.00	13,437,261.00	13,437,261.00	13,437,261.00	13,437,261.00
2.1.1.01.02.005.02	Docentes de Ocasionales	1,726,017.00	3,000,000.00	4,726,017.00	4,419,700.00	4,236,800.00	4,236,800.00	4,236,800.00	749,417.00	010	84.14	13,437,261.00	7,008,000.00	20,445,261.00	13,437,261.00	13,437,261.00	13,437,261.00	13,437,261.00
2.1.1.01.02.005.03	Académicos, Administrativos y Trabajador Oficial	7,780,603.00	3,000,000.00	10,780,603.00	8,290,000.00	7,527,700.00	7,527,700.00	7,527,700.00	3,250,903.00	010	69.84	13,437,261.00	7,008,000.00	20,445,261.00	13,437,261.00	13,437,261.00	13,437,261.00	13,437,261.00
2.1.1.01.02.006	Aportes al ICBF	70,835,718.00	50,000,000.00	120,835,718.00	82,998,900.00	75,097,800.00	75,097,800.00	75,097,800.00	48,717,818.00	010	62.16	70,835,718.00	50,000,000.00	120,835,718.00	70,835,718.00	70,835,718.00	70,835,718.00	70,835,718.00
2.1.1.01.02.006.01	Docentes de Planta	23,815,719.00	5,000,000.00	28,815,719.00	21,487,300.00	19,489,900.00	19,489,900.00	19,489,900.00	9,315,818.00	010	67.67	70,835,718.00	50,000,000.00	120,835,718.00	70,835,718.00	70,835,718.00	70,835,718.00	70,835,718.00
2.1.1.01.02.006.02	Docentes de Ocasionales	17,000,000.00	35,000,000.00	52,000,000.00	22,004,600.00	19,771,400.00	19,771,400.00	19,771,400.00	32,228,600.00	010	38.02	70,835,718.00	50,000,000.00	120,835,718.00	70,835,718.00	70,835,718.00	70,835,718.00	70,835,718.00
2.1.1.01.02.006.03	Académicos, Administrativos y Trabajador Oficial	30,000,000.00	10,000,000.00	40,000,000.00	39,487,000.00	35,826,500.00	35,826,500.00	35,826,500.00	4,173,500.00	010	89.57	70,835,718.00	50,000,000.00	120,835,718.00	70,835,718.00	70,835,718.00	70,835,718.00	70,835,718.00
2.1.1.01.03.001	Remuneraciones no constitutivas de factor salarial	175,655,074.00	100,000,000.00	275,655,074.00	239,643,896.00	215,106,006.00	215,106,006.00	215,106,006.00	146,714,178.00	010	10.50	175,655,074.00	100,000,000.00	275,655,074.00	175,655,074.00	175,655,074.00	175,655,074.00	175,655,074.00
2.1.1.01.03.001.01	Vacaciones	143,715,772.00	22,000,000.00	165,715,772.00	165,715,772.00	151,006.00	151,006.00	151,006.00	165,715,772.00	010	0.00	143,715,772.00	22,000,000.00	165,715,772.00	143,715,772.00	143,715,772.00	143,715,772.00	

EJECUCION ACUMULADA DE EGRESOS

Sucursal
00

Vigencia
ACTUAL

Fecha Inicial
01/01/2021

Fecha Final
30/11/2021

Tipo rubro
TODOS

RUBRO	NOMBRE	PRESUPUESTO INICIAL	MODIFICACIONES	PRESUPUESTO DEFINITIVO	DISPONIBLES	REGISTROS	DEFINITIVAS	PAGOS	SALDOPOR EJECUTAR	FUENTE DE RECURSO	% EIEC
2.1.1.02	Personal administrativo y planta temporal	795,110,760.00	790,000,000.00	1,549,110,760.00	1,348,644,675.30	2,317,013,434.00	1,107,832,921.00	1,107,432,621.00	228,086,944.00	010	65.74
2.1.1.02.01	Factores constructivos de salario	599,110,760.00	532,650,000.00	1,121,760,760.00	1,028,923,769.00	1,027,092,912.00	817,912,015.00	817,912,015.00	64,667,448.00	010	91.56
2.1.1.02.01.001	Factores salariales comunes	599,110,760.00	522,650,000.00	1,121,760,760.00	1,028,923,769.00	1,027,092,912.00	817,912,015.00	817,912,015.00	64,667,448.00	010	91.56
2.1.1.02.01.001.01	Salario básico	512,110,760.00	461,650,000.00	973,760,760.00	954,500,288.00	952,669,499.00	743,488,542.00	743,488,542.00	21,091,321.00	010	97.83
2.1.1.02.01.001.01.06	Prima de servicios	17,000,000.00	17,000,000.00	39,000,000.00	39,000,000.00	39,000,000.00	743,488,542.00	743,488,542.00	21,091,321.00	010	97.83
2.1.1.02.01.001.01.06.01	Horas Ciénega	17,000,000.00	17,000,000.00	39,000,000.00	39,000,000.00	39,000,000.00	743,488,542.00	743,488,542.00	21,091,321.00	010	97.83
2.1.1.02.01.001.08	Prestaciones sociales	70,000,000.00	40,000,000.00	110,000,000.00	18,602,637.00	18,602,637.00	18,602,637.00	18,602,637.00	19,397,363.00	010	48.95
2.1.1.02.01.001.08.01	Prima de navidad	30,000,000.00	40,000,000.00	70,000,000.00	55,820,836.00	55,820,836.00	55,820,836.00	55,820,836.00	54,179,164.00	010	50.75
2.1.1.02.01.001.08.01.01	Horas Ciénega	30,000,000.00	40,000,000.00	70,000,000.00	37,205,278.00	37,205,278.00	37,205,278.00	37,205,278.00	32,794,722.00	010	53.15
2.1.1.02.01.001.08.02	Prima de vacaciones	40,000,000.00	0.00	40,000,000.00	18,615,558.00	18,615,558.00	18,615,558.00	18,615,558.00	21,384,442.00	010	46.54
2.1.1.02.01.001.08.02.01	Horas Ciénega	40,000,000.00	0.00	40,000,000.00	18,615,558.00	18,615,558.00	18,615,558.00	18,615,558.00	21,384,442.00	010	46.54
2.1.1.02.02	Contribuciones inherentes a la nómina	40,000,000.00	263,350,000.00	379,350,000.00	289,816,621.00	268,816,621.00	268,816,621.00	268,816,621.00	110,539,379.00	010	46.54
2.1.1.02.02.001	Aportes a la seguridad social en pensiones	45,000,000.00	79,850,000.00	124,850,000.00	99,969,700.00	99,969,700.00	99,969,700.00	99,969,700.00	27,880,300.00	010	70.86
2.1.1.02.02.001.01	Aportes a la seguridad social en pensiones - Público	30,000,000.00	31,600,000.00	61,600,000.00	46,556,900.00	46,556,900.00	46,556,900.00	46,556,900.00	15,043,100.00	010	77.67
2.1.1.02.02.001.01.01	Horas Ciénega	30,000,000.00	31,600,000.00	61,600,000.00	46,556,900.00	46,556,900.00	46,556,900.00	46,556,900.00	15,043,100.00	010	75.58
2.1.1.02.02.001.02	Aportes a la seguridad social en pensiones - Privadas	15,000,000.00	48,250,000.00	63,250,000.00	50,412,800.00	50,412,800.00	50,412,800.00	50,412,800.00	12,837,200.00	010	79.70
2.1.1.02.02.001.02.01	Horas Ciénega	15,000,000.00	48,250,000.00	63,250,000.00	50,412,800.00	50,412,800.00	50,412,800.00	50,412,800.00	12,837,200.00	010	79.70
2.1.1.02.02.002	Aportes a la seguridad social en salud	46,000,000.00	44,000,000.00	90,000,000.00	74,227,400.00	71,727,400.00	71,727,400.00	71,727,400.00	4,107,100.00	010	84.20
2.1.1.02.02.002.01	Horas Ciénega	11,000,000.00	15,000,000.00	26,000,000.00	21,892,900.00	21,892,900.00	21,892,900.00	21,892,900.00	4,107,100.00	010	84.20
2.1.1.02.02.002.02	Aportes a la seguridad social en salud - Privadas	35,000,000.00	29,000,000.00	64,000,000.00	49,834,500.00	49,834,500.00	49,834,500.00	49,834,500.00	14,165,500.00	010	77.87
2.1.1.02.02.002.02.01	Horas Ciénega	35,000,000.00	29,000,000.00	64,000,000.00	49,834,500.00	49,834,500.00	49,834,500.00	49,834,500.00	14,165,500.00	010	77.87
2.1.1.02.02.003	Aportes de cesantías	10,000,000.00	79,000,000.00	89,000,000.00	39,900,921.00	39,900,921.00	39,900,921.00	39,900,921.00	49,095,079.00	010	44.21
2.1.1.02.02.003.01	Horas Ciénega	6,000,000.00	77,000,000.00	83,000,000.00	37,205,278.00	37,205,278.00	37,205,278.00	37,205,278.00	45,794,722.00	010	44.83
2.1.1.02.02.003.01.01	Intereses de cesantías	4,000,000.00	1,000,000.00	5,000,000.00	1,695,643.00	1,695,643.00	1,695,643.00	1,695,643.00	3,304,387.00	010	33.91
2.1.1.02.02.003.01.01.01	Horas Ciénega	4,000,000.00	1,000,000.00	5,000,000.00	1,695,643.00	1,695,643.00	1,695,643.00	1,695,643.00	3,304,387.00	010	33.91
2.1.1.02.02.003.02	Aportes a cajas de compensación familiar	5,000,000.00	34,500,000.00	39,500,000.00	32,527,300.00	32,527,300.00	32,527,300.00	32,527,300.00	6,972,200.00	010	82.35
2.1.1.02.02.003.02.01	Horas Ciénega	5,000,000.00	34,500,000.00	39,500,000.00	32,527,300.00	32,527,300.00	32,527,300.00	32,527,300.00	6,972,200.00	010	82.35
2.1.1.02.02.005	Aportes generales al sistema de riesgos laborales	5,000,000.00	1,000,000.00	6,000,000.00	4,287,700.00	4,287,700.00	4,287,700.00	4,287,700.00	1,712,300.00	010	71.46
2.1.1.02.02.005.01	Horas Ciénega	5,000,000.00	1,000,000.00	6,000,000.00	4,287,700.00	4,287,700.00	4,287,700.00	4,287,700.00	1,712,300.00	010	71.46
2.1.1.02.02.006	Aportes al XCBF	5,000,000.00	26,000,000.00	31,000,000.00	24,403,600.00	24,403,600.00	24,403,600.00	24,403,600.00	6,596,400.00	010	78.72
2.1.1.02.02.006.01	Horas Ciénega	5,000,000.00	26,000,000.00	31,000,000.00	24,403,600.00	24,403,600.00	24,403,600.00	24,403,600.00	6,596,400.00	010	78.72
2.1.1.02.03	Remuneraciones no constitutivas de factor salarial	40,000,000.00	4,000,000.00	44,000,000.00	21,104,285.00	21,104,285.00	21,104,285.00	21,104,285.00	22,895,716.00	010	47.96
2.1.1.02.03.001	Prestaciones sociales	40,000,000.00	4,000,000.00	44,000,000.00	21,104,285.00	21,104,285.00	21,104,285.00	21,104,285.00	22,895,716.00	010	47.96
2.1.1.02.03.001.02	Indemnización por vacaciones	37,000,000.00	1,000,000.00	38,000,000.00	19,615,958.00	19,615,958.00	19,615,958.00	19,615,958.00	19,384,442.00	010	48.99
2.1.1.02.03.001.02.01	Horas Ciénega	37,000,000.00	1,000,000.00	38,000,000.00	19,615,958.00	19,615,958.00	19,615,958.00	19,615,958.00	19,384,442.00	010	48.99
2.1.1.02.03.001.03	Bonificación especial de recreación	3,000,000.00	3,000,000.00	6,000,000.00	2,488,727.00	2,488,727.00	2,488,727.00	2,488,727.00	3,511,273.00	010	41.48
2.1.1.02.03.001.03.01	Horas Ciénega	3,000,000.00	3,000,000.00	6,000,000.00	2,488,727.00	2,488,727.00	2,488,727.00	2,488,727.00	3,511,273.00	010	41.48
2.1.1.02.03.001.03.01.01	Adquisición de bienes y servicios	1,709,034,200.00	1,080,363,872.00	2,789,398,172.00	2,133,781,120.00	1,906,348,442.00	1,443,260,589.00	1,4407,836,049.00	883,046,799.00	00	68.34
2.1.1.02.03.001.03.01.01.01	Adquisición de activos no financieros	13,000,000.00	25,010,000.00	38,000,000.00	38,000,000.00	38,000,000.00	38,000,000.00	38,000,000.00	37,190,000.00	00	2.13
2.1.1.02.03.001.03.01.01.01.01	Activos fijos	13,000,000.00	25,010,000.00	38,000,000.00	38,000,000.00	38,000,000.00	38,000,000.00	38,000,000.00	37,190,000.00	00	2.13
2.1.1.02.03.001.03.01.01.01.01.02	Maquinaria y equipo	13,000,000.00	25,010,000.00	38,000,000.00	38,000,000.00	38,000,000.00	38,000,000.00	38,000,000.00	37,190,000.00	00	2.13
2.1.1.02.03.001.03.01.01.01.01.01.03	Maquinaria de oficina, contabilidad e informática	12,000,000.00	25,000,000.00	37,000,000.00	38,000,000.00	38,000,000.00	38,000,000.00	38,000,000.00	36,190,000.00	00	2.19

EJECUCION ACUMULADA DE EGRESOS

Sucursal 00 Vigencia Actual Fecha Inicial 01/01/2021 Fecha Final 30/11/2021 Tipo rubro TODOS

RUBRO	NOMBRE	PRESUPUESTO INICIAL	MODIFICACIONES	PRESUPUESTO DEFINITIVO	DISPONIB.	REGISTROS	DEFINITIVAS	PAGOS	SALDO POR EJECUTAR	FUENTE DE RECURSO	% EIEC
2.1.2.02.01.003.03.02	Mantenimiento de informática y sus partes, piezas y accesorios	12,000,000.00	25,000,000.00	37,000,000.00	810,000.00	810,000.00	810,000.00	810,000.00	36,190,000.00	00	2.19
2.1.2.02.01.003.03.05	Equipo y aparatos de radio, televisión y comunicaciones	1,000,000.00	0.00	1,000,000.00	0.00	0.00	0.00	0.00	1,000,000.00	00	0.00
2.1.2.02.01.003.05.07	Tarjetas con bandis magnéticas o de tarjetas (cibp)	1,000,000.00	0.00	1,000,000.00	0.00	0.00	0.00	0.00	1,000,000.00	00	0.00
2.1.2.02.02	Adquisiciones diferentes de activos	1,696,033,200.00	1,095,383,972.00	2,791,417,172.00	0.00	1,442,450,599.00	1,407,026,049.00	849,856,790.00	1,342,660,382.00	00	69.26
2.1.2.02.03	Materiales y suministros	286,106,200.00	453,579,713.00	741,685,913.00	504,692,958.00	410,710,595.00	329,002,927.00	294,215,650.00	339,975,318.00	00	55.38
2.1.2.02.03.000	AGRICULTURA, SILVICULTURA Y PRODUCTOS DE LA PESCA	2,000,000.00	4,000,000.00	6,000,000.00	192,780.00	0.00	0.00	0.00	6,000,000.00	00	0.00
2.1.2.02.03.000.01	PRODUCTOS DE LA AGRICULTURA Y LA HORTICULTURA	2,000,000.00	4,000,000.00	6,000,000.00	192,780.00	0.00	0.00	0.00	6,000,000.00	00	0.00
2.1.2.02.03.000.01.2	Hortalizas	1,000,000.00	2,000,000.00	3,000,000.00	192,780.00	0.00	0.00	0.00	3,000,000.00	00	0.00
2.1.2.02.03.000.01.3	Frutas y hucos	1,000,000.00	2,000,000.00	3,000,000.00	0.00	0.00	0.00	0.00	3,000,000.00	00	0.00
2.1.2.02.03.000.01.4	MINERALES; ELECTRICIDAD; GAS Y AGUA	0.00	1,993,000.00	1,993,000.00	0.00	0.00	0.00	0.00	1,993,000.00	00	0.00
2.1.2.02.03.000.01.5	PIEDRA, ARENA Y ARCILLA	0.00	1,991,000.00	1,991,000.00	1,991,000.00	990,873.00	990,873.00	990,873.00	1,000,127.00	00	49.77
2.1.2.02.03.000.01.6	PRODUCTOS ALIMENTICIOS, BEBIDAS Y TABACO; FERTILES, PRENDAS DE VESTIR Y PRODUCTOS DE CUERO	30,866,477.00	49,013,366.00	79,881,837.00	41,543,207.00	16,749,548.00	13,966,348.00	13,966,348.00	62,132,989.00	00	21.23
2.1.2.02.03.000.01.6.23	PRODUCTOS DE MOLINERÍA, ALMENDONES Y PRODUCTOS DERIVADOS DEL ALMIDÓN; OTROS PRODUCTOS ALIMENTICIOS	15,000,000.00	1,626,000.00	16,626,000.00	3,897,873.00	3,811,348.00	5,811,348.00	3,811,348.00	12,814,652.00	00	22.92
2.1.2.02.03.000.01.6.23.5	Alcornoque y mielaza	5,000,000.00	-150,000.00	4,850,000.00	392,425.00	335,900.00	335,900.00	335,900.00	4,514,100.00	00	6.33
2.1.2.02.03.000.01.6.23.5.238	Productos del café	5,000,000.00	0.00	5,000,000.00	1,285,200.00	1,285,200.00	1,285,200.00	1,285,200.00	3,714,800.00	00	25.70
2.1.2.02.03.000.01.6.23.5.239	Otros productos alimenticios n.c.p.	5,000,000.00	1,776,000.00	6,776,000.00	2,160,248.00	2,190,248.00	2,190,248.00	4,555,752.00	4,555,752.00	00	32.32
2.1.2.02.03.000.01.6.23.5.239.27	ARTICULOS TEXTILES (EXCEPTO PRENDAS DE VESTIR)	2,000,000.00	30,000,000.00	32,000,000.00	9,882,500.00	9,882,500.00	9,440,000.00	9,440,000.00	22,117,500.00	00	30.88
2.1.2.02.03.000.01.6.23.5.239.27.1	Artículos confeccionados con textiles	2,000,000.00	0.00	2,000,000.00	1,462,500.00	1,462,500.00	1,020,000.00	1,020,000.00	537,500.00	00	73.13
2.1.2.02.03.000.01.6.23.5.239.27.1.1	Artículos confeccionados con textiles	0.00	30,000,000.00	30,000,000.00	8,420,000.00	8,420,000.00	8,420,000.00	8,420,000.00	21,580,000.00	021	28.07
2.1.2.02.03.000.01.6.23.5.239.27.1.1.2	TEJIDO DE PUNTO O GANCHILLO; PRENDAS DE VESTIR	8,966,477.00	14,347,286.00	23,313,763.00	20,772,834.00	9,085,000.00	715,000.00	715,000.00	20,180,437.00	00	13.15
2.1.2.02.03.000.01.6.23.5.239.27.1.1.2.1	Prendas de vestir (excepto prendas de piel)	8,966,477.00	14,347,286.00	23,313,763.00	20,772,834.00	9,085,000.00	715,000.00	715,000.00	20,180,437.00	00	13.15
2.1.2.02.03.000.01.6.23.5.239.27.1.1.2.1.2	Camiso con cuello y parte superior elaborados de caucho o plástico, o con la parte superior de cuero o materiales sintéticos y/o prendas de zapatos deportivos; calzado que incorpore puntas protectora de metal y calzado especial (militario)	5,000,000.00	2,020,000.00	7,020,000.00	7,020,000.00	0.00	0.00	0.00	7,020,000.00	00	0.00
2.1.2.02.03.000.01.6.23.5.239.27.1.1.2.1.2.2	OTROS BIENES TRANSPORTABLES (EXCEPTO PRODUCTOS METÁLICOS, MAQUINARIA Y EQUIPO) PASTA O PULPA, PAPEL Y PRODUCTOS DE PAPEL; IMPRESOS Y ARTICULOS SIMILARES	109,000,000.00	175,846,353.00	284,846,353.00	147,209,733.00	118,801,338.00	93,860,729.00	93,320,729.00	166,046,015.00	00	41.71
2.1.2.02.03.000.01.6.23.5.239.27.1.1.2.1.2.2.1	Pasta de papel, papel y cartón	21,000,000.00	36,000,000.00	57,000,000.00	51,078,518.00	49,711,668.00	35,076,568.00	35,136,668.00	7,288,932.00	00	87.21
2.1.2.02.03.000.01.6.23.5.239.27.1.1.2.1.2.2.1.1	Diarios, revistas y publicaciones periódicas, publicados menos de cuatro veces por semana	6,000,000.00	17,873,000.00	23,873,000.00	23,872,900.00	23,872,900.00	23,872,900.00	1,000.00	1,000.00	00	100.00
2.1.2.02.03.000.01.6.23.5.239.27.1.1.2.1.2.2.1.1.1	Ejemplares, laboratorios de cheques, pólizas de banco, folios de acciones, catálogos y folletos, material para anuncios publicitarios y otros materiales impresos	0.00	3,000,000.00	3,000,000.00	2,226,000.00	2,226,000.00	1,386,000.00	1,386,000.00	774,000.00	00	74.20
2.1.2.02.03.000.01.6.23.5.239.27.1.1.2.1.2.2.1.1.2	Libros de registros, libros de contabilidad, cuadernillos de roles, bloques para cartas, agendas y almanaque, formularios y otros artículos de escritorio, de papel o cartón	10,000,000.00	3,127,000.00	13,127,000.00	9,883,118.00	9,304,918.00	3,405,018.00	2,885,018.00	3,822,982.00	00	70.88
2.1.2.02.03.000.01.6.23.5.239.27.1.1.2.1.2.2.1.1.2.1	Lineas de registros, libros de contabilidad, cuadernillos de roles, bloques para cartas, agendas y almanaque, formularios y otros artículos de escritorio, de papel o cartón	5,000,000.00	12,000,000.00	17,000,000.00	15,096,500.00	14,308,750.00	7,012,750.00	7,012,750.00	2,691,250.00	00	84.17
2.1.2.02.03.000.01.6.23.5.239.27.1.1.2.1.2.2.1.1.2.1.2	PRODUCTOS DE HORNO DE COQUE; PRODUCTOS DE REFINACION DE PETRÓLEO Y COMBUSTIBLE NUCLEAR	27,000,000.00	0.00	27,000,000.00	24,036,692.00	24,036,692.00	18,577,083.00	18,577,083.00	2,983,908.00	00	89.02
2.1.2.02.03.000.01.6.23.5.239.27.1.1.2.1.2.2.1.1.2.1.2.1	Asfalto de petróleo o asfalto obtenido de minerales bituminosos (excepto los asfaltos crudos); preparados bituminosos para pavimentación y otros asfaltos, emulsiones de asfalto y otros productos de asfalto en estado de emulsión y cuerpos componentes	27,000,000.00	0.00	27,000,000.00	24,036,692.00	24,036,692.00	18,577,083.00	18,577,083.00	2,983,908.00	00	89.02
2.1.2.02.03.000.01.6.23.5.239.27.1.1.2.1.2.2.1.1.2.1.2.1.1	Combustible para motor (gasolina), incluyendo combustible de aviación	24,000,000.00	0.00	24,000,000.00	24,000,000.00	24,000,000.00	18,540,391.00	18,540,391.00	0.00	00	100.00
2.1.2.02.03.000.01.6.23.5.239.27.1.1.2.1.2.2.1.1.2.1.2.1.1.1	Gasolina para automotores	24,000,000.00	0.00	24,000,000.00	24,000,000.00	24,000,000.00	18,540,391.00	18,540,391.00	0.00	00	100.00
2.1.2.02.03.000.01.6.23.5.239.27.1.1.2.1.2.2.1.1.2.1.2.1.1.2	Lubrificantes	3,000,000.00	0.00	3,000,000.00	36,692.00	36,692.00	36,692.00	36,692.00	2,963,308.00	00	1.22

EJECUCION ACUMULADA DE EGRESOS

Vigencia
ACTUAL

Fecha Inicial
01/01/2021

Fecha Final
30/11/2021

Tipo rubro
TODOS

RUBRO	NOMBRE	PRESUPUESTO INICIAL	MODIFICACIONES	PRESUPUESTO DEFINITIVO	DISPONIB.	REGISTROS	DEFINITIVAS	PAGOS	SALDO POR EJECUTAR	FUENTE DE RECURSO	% EJE
2.1.2.02.01.003.3380	Lubrificantes	3,000,000.00	0.00	3,000,000.00	36,692.00	36,692.00	36,692.00	36,692.00	2,963,308.00	00	1.22
2.1.2.02.01.003.3341	QUIMICOS BASICOS	13,000,000.00	20,415,000.00	33,415,000.00	7,696,703.00	6,812,553.00	6,812,553.00	6,812,553.00	26,602,447.00	00	20.39
2.1.2.02.01.003.3342	Químicos orgánicos básicos	7,000,000.00	10,000,000.00	17,000,000.00	6,400,000.00	6,400,000.00	6,400,000.00	6,400,000.00	10,600,000.00	00	37.65
2.1.2.02.01.003.3346	Productos químicos homogéneos básicos n.c.p.	0.00	200,000.00	200,000.00	198,333.00	198,333.00	198,333.00	198,333.00	1,667.00	00	98.17
2.1.2.02.01.003.3348	Abonos y plaguicidas	6,000,000.00	10,000,000.00	16,000,000.00	884,170.00	0.00	0.00	0.00	16,000,000.00	00	0.00
2.1.2.02.01.003.3351	Caucho sintético y fábulo derivado del petróleo, mezclas de estos cauchos con caucho natural y gomas naturales similares, en formas primarias o en planchas, hojas o tiras	0.00	215,000.00	215,000.00	214,200.00	214,200.00	214,200.00	214,200.00	800.00	00	99.63
2.1.2.02.01.003.3352	ARTIFICIALES (O FIBRAS INDUSTRIALES HECHAS POR EL HOMBRE)	19,000,000.00	75,640,458.00	94,640,458.00	19,599,940.00	12,633,600.00	12,633,600.00	12,633,600.00	82,006,858.00	00	13.35
2.1.2.02.01.003.3351	Pinturas y barnices y productos relacionados; colores para la pintura artística; tintas	5,000,000.00	0.00	5,000,000.00	589,500.00	589,500.00	589,500.00	589,500.00	4,410,500.00	00	11.19
2.1.2.02.01.003.3352	Pinturas y barnices y productos relacionados; colores para la pintura artística; tintas	0.00	20,640,458.00	20,640,458.00	5,000,000.00	0.00	0.00	0.00	20,640,458.00	021	0.00
2.1.2.02.01.003.3353	Productos farmacéuticos	5,000,000.00	5,000,000.00	10,000,000.00	1,540,440.00	574,100.00	574,100.00	574,100.00	9,425,900.00	00	5.74
2.1.2.02.01.003.3353	Jabón, preparados de limpieza, perfumes y preparados de tocador	5,000,000.00	0.00	5,000,000.00	0.00	0.00	0.00	0.00	5,000,000.00	00	0.00
2.1.2.02.01.003.3354	Jabón, preparados de limpieza, perfumes y preparados de tocador	0.00	20,000,000.00	20,000,000.00	11,500,000.00	11,500,000.00	11,500,000.00	11,500,000.00	8,500,000.00	021	57.50
2.1.2.02.01.003.3354	Productos químicos n.c.p.	4,000,000.00	0.00	4,000,000.00	0.00	0.00	0.00	0.00	4,000,000.00	021	0.00
2.1.2.02.01.003.3354	Productos químicos n.c.p.	0.00	30,000,000.00	30,000,000.00	0.00	0.00	0.00	0.00	30,000,000.00	021	0.00
2.1.2.02.01.003.3356	PRODUCTOS DE CAUCHO Y PLASTICO	22,000,000.00	10,466,895.00	32,466,895.00	16,325,232.00	9,191,232.00	9,191,232.00	22,174,663.00	10,292,232.00	00	31.77
2.1.2.02.01.003.3361	Lantas de caucho y neumáticos (camaras de aire)	15,000,000.00	-11,250,000.00	3,750,000.00	0.00	0.00	0.00	0.00	3,750,000.00	00	0.00
2.1.2.02.01.003.3363	Lantas de caucho y neumáticos (camaras de aire)	0.00	9,612,895.00	9,612,895.00	0.00	0.00	0.00	0.00	9,612,895.00	021	0.00
2.1.2.02.01.003.3364	Seminmanufacturas de plástico	3,000,000.00	-6,000.00	2,994,000.00	1,000,000.00	0.00	0.00	0.00	2,994,000.00	00	0.00
2.1.2.02.01.003.3364	Productos de empaque y envasado de plástico	3,000,000.00	2,000,000.00	5,000,000.00	4,145,232.00	4,145,232.00	4,145,232.00	4,145,232.00	854,768.00	00	82.90
2.1.2.02.01.003.3369	Otros productos plásticos	1,800,000.00	10,180,000.00	11,980,000.00	11,180,000.00	6,180,000.00	5,046,000.00	5,000,000.00	6,980,000.00	00	55.28
2.1.2.02.01.003.337	VIDRIO Y PRODUCTOS DE VIDRIO Y OTROS PRODUCTOS NO METALICOS N.C.P.	2,000,000.00	5,225,000.00	7,225,000.00	1,224,513.00	224,513.00	224,513.00	7,000,487.00	487.00	00	3.11
2.1.2.02.01.003.371	Vidrio y productos de vidrio	0.00	225,000.00	225,000.00	224,513.00	224,513.00	224,513.00	224,513.00	487.00	00	99.78
2.1.2.02.01.003.374	Yeso, cal y cemento	2,000,000.00	5,000,000.00	7,000,000.00	1,000,000.00	0.00	0.00	0.00	7,000,000.00	00	0.00
2.1.2.02.01.003.389	MUEBLES; OTROS BIENES TRANSPORTABLES N.C.P.	5,000,000.00	28,069,000.00	33,069,000.00	29,246,135.00	15,057,100.00	10,745,100.00	10,745,100.00	18,011,900.00	00	45.53
2.1.2.02.01.004	Otros artículos manufacturados n.c.p.	5,000,000.00	28,069,000.00	33,069,000.00	29,246,135.00	15,057,100.00	10,745,100.00	10,745,100.00	18,011,900.00	00	45.53
2.1.2.02.01.004.429	Producción metálica y paquetes de software	146,237,723.00	225,720,000.00	371,957,723.00	315,747,235.50	275,160,409.00	221,175,980.00	186,928,573.00	94,797,314.00	00	73.96
2.1.2.02.01.004.444	Otros productos metálicos elaborados	0.00	10,234,000.00	10,234,000.00	10,233,440.00	6,527,890.00	3,984,161.00	3,984,161.00	7,186,050.00	00	63.79
2.1.2.02.01.004.445	Manufactura para la elaboración de alfileres, bebidas y abalorio y sus partes y piezas	0.00	2,400,000.00	2,400,000.00	2,399,833.00	2,399,833.00	2,399,833.00	2,399,833.00	167.00	00	99.99
2.1.2.02.01.004.45	MAQUINARIA DE OFICINA, CONTABILIDAD E INFORMÁTICA	3,000,000.00	157,000.00	3,157,000.00	156,684.00	142,800.00	142,800.00	142,800.00	14,200.00	00	90.96
2.1.2.02.01.004.451	Máquinas para oficina y contabilidad, y sus partes y accesorios	3,000,000.00	5,000,000.00	8,000,000.00	2,695,000.00	2,695,000.00	2,695,000.00	5,305,000.00	33.09		
2.1.2.02.01.004.452	Maquinaria de informática y sus partes, piezas y accesorios	0.00	5,000,000.00	5,000,000.00	2,695,000.00	2,695,000.00	2,695,000.00	5,305,000.00	33.09		
2.1.2.02.01.004.46	MAQUINARIA Y APARATOS ELECTRICOS	0.00	29,460,000.00	29,460,000.00	27,807,411.00	18,614,357.00	18,565,607.00	10,985,643.00	33.69		
2.1.2.02.01.004.467	EQUIPO Y APARATOS DE RADIO, TELEVISION Y COMUNICACIONES	143,237,723.00	149,215,000.00	292,452,723.00	263,696,567.00	223,377,889.00	174,214,499.00	139,997,222.00	76.38		
2.1.2.02.01.004.473	Radio-receptores y receptores de televisión; aparatos para la grabación y reproducción de sonido y vídeo; interfonos, altavoces, amplificadores, etc.	0.00	157,000.00	157,000.00	156,684.00	142,800.00	142,800.00	14,200.00	90.96		
2.1.2.02.01.004.478	Paquetes de software	143,237,723.00	2,900,000.00	146,137,723.00	1,593,340.00	772,150.00	0.00	1,727,810.00	30.89		
2.1.2.02.01.004.4782	Paquetes de aplicaciones para software	143,237,723.00	146,735,000.00	289,972,723.00	242,103,027.00	212,605,699.00	174,214,499.00	67,367,024.00	76.77		
2.1.2.02.01.004.4783	Paquetes de software de otras aplicaciones	143,237,723.00	146,735,000.00	289,972,723.00	242,103,027.00	212,605,699.00	174,214,499.00	67,367,024.00	76.77		
2.1.2.02.01.004.484	Resgates y sus partes y piezas	0.00	1,500,000.00	1,500,000.00	1,024,500.00	854,700.00	600,000.00	156,300.00	56.98		

EJECUCION ACUMULADA DE EGRESOS

RUBRO	NOMBRE	PRESUPUESTO INICIAL	MODIFICACIONES	PRESUPUESTO DEFINITIVO	DISPONIBLE	REGISTROS	DEFINITIVAS	PAGOS	SALDO POR EJECUTAR	FUENTE DE RECURSO	% EJE	Vigencia		Fecha Inicial		Fecha Final		Tipo rubro
												00	ACTUAL	01/01/2021	30/11/2021	TODOS		
2.1.2.02.02.007.7225	Servicios de arrendamiento de bienes inmuebles a comisión o por contrato	40,000,000.00	-17,960,000.00	22,040,000.00	22,040,000.00	22,040,000.00	0.00	0.00	0.00	00	100.00							00
2.1.2.02.02.007.7252	Servicios de arrendamiento de bienes inmuebles no residenciales (Vivienda) a comisión o por contrato	40,000,000.00	-17,960,000.00	22,040,000.00	22,040,000.00	22,040,000.00	0.00	0.00	0.00	00	100.00							00
2.1.2.02.02.008	SERVICIOS PRESTADOS A LAS EMPRESAS Y SERVICIOS DE PRODUCCION	1,019,729,900.00	397,700,114.00	1,417,429,114.00	1,257,414,866.00	1,290,535,055.00	516,455,239.00	915,890,476.00	185,990,059.00	00	86.81							00
2.1.2.02.02.008.81	SERVICIOS DE INVESTIGACION Y DESARROLLO	50,000,000.00	-48,000,000.00	2,000,000.00	510,000.00	510,000.00	510,000.00	510,000.00	1,190,000.00	00	25.50							00
2.1.2.02.02.008.82	SERVICIOS JURIDICOS Y CONTABLES	137,500,000.00	42,130,000.00	179,630,000.00	179,630,000.00	177,850,039.00	129,376,328.00	129,376,328.00	1,779,967.00	00	99.01							00
2.1.2.02.02.008.82.821	Servicio Jurídico	94,500,000.00	17,130,000.00	111,630,000.00	111,630,000.00	111,630,000.00	73,973,329.00	73,973,329.00	0.00	00	100.00							00
2.1.2.02.02.008.82.822	Servicios de asesoramiento y representación jurídica relativos a otros campos del derecho	94,500,000.00	17,130,000.00	111,630,000.00	111,630,000.00	111,630,000.00	73,973,329.00	73,973,329.00	0.00	00	100.00							00
2.1.2.02.02.008.82.822	Servicios de contabilidad, auditoría y verificación de libros	43,000,000.00	25,000,000.00	68,000,000.00	66,413,333.00	66,220,033.00	55,402,999.00	55,402,999.00	1,779,967.00	00	97.38							00
2.1.2.02.02.008.83	SERVICIOS PROFESIONALES, CIENTÍFICOS Y TÉCNICOS (EXCEPTO LOS SERVICIOS DE INVESTIGACION, ASESORAMIENTO, JURIDICOS Y DE CONTABILIDAD)	262,000,000.00	359,024,998.00	621,024,998.00	569,656,282.00	542,222,158.00	422,486,001.00	422,043,738.00	78,802,860.00	00	87.31							00
2.1.2.02.02.008.831	Servicios de consultoría en administración y servicios de gestión, servicios de tecnología de la información de gestión	197,000,000.00	360,888,998.00	557,888,998.00	503,520,262.00	479,086,158.00	380,962,001.00	380,507,738.00	78,802,860.00	00	85.87							00
2.1.2.02.02.008.8311	Servicios de consultoría en gestión estratégica	181,000,000.00	338,280,665.00	519,280,665.00	465,506,853.00	441,072,759.00	362,722,714.00	362,268,451.00	78,207,906.00	00	84.94							00
2.1.2.02.02.008.83117	Servicios de gestión de desarrollo empresarial	96,500,000.00	100,000,000.00	196,500,000.00	148,453,200.00	144,823,095.00	117,727,132.00	117,727,132.00	51,775,994.00	00	73.66							00
2.1.2.02.02.008.8313	Servicios de consultoría y soporte en tecnologías de la información (TI)	16,000,000.00	22,608,333.00	38,608,333.00	39,013,989.00	39,013,989.00	18,239,287.00	18,239,287.00	594,994.00	00	98.46							00
2.1.2.02.02.008.833	Servicios de ingeniería	0.00	0.00	0.00	0.00	0.00	0.00	0.00	0.00	00	NAN							00
2.1.2.02.02.008.8332	Servicios de ingeniería especializada	0.00	0.00	0.00	0.00	0.00	0.00	0.00	0.00	00	NAN							00
2.1.2.02.02.008.83321	Servicios de ingeniería en proyectos de construcción	0.00	0.00	0.00	0.00	0.00	0.00	0.00	0.00	00	NAN							00
2.1.2.02.02.008.836	Servicios de publicidad y suministro de espacio o tiempo publicitario	30,000,000.00	1,656,000.00	31,656,000.00	31,656,000.00	31,656,000.00	28,036,000.00	28,036,000.00	0.00	00	100.00							00
2.1.2.02.02.008.8361	Servicios de publicidad	30,000,000.00	1,656,000.00	31,656,000.00	31,656,000.00	31,656,000.00	28,036,000.00	28,036,000.00	0.00	00	100.00							00
2.1.2.02.02.008.83611	Otros servicios profesionales, técnicos y empresariales n.c.p.	30,000,000.00	1,656,000.00	31,656,000.00	31,656,000.00	31,656,000.00	28,036,000.00	28,036,000.00	0.00	00	100.00							00
2.1.2.02.02.008.839	Servicios de consultoría científica y técnica n.c.p.	35,000,000.00	-3,500,000.00	31,500,000.00	31,500,000.00	31,500,000.00	13,500,000.00	13,500,000.00	0.00	00	100.00							00
2.1.2.02.02.008.8393	SERVICIOS DE TELECOMUNICACIONES, TRANSMISION Y SUMINISTRO DE INFORMACION	231,500,000.00	40,086,580.00	271,586,580.00	179,341,594.00	179,341,594.00	97,223,183.00	97,062,693.00	92,264,986.00	00	66.03							00
2.1.2.02.02.008.841	Servicios de telefonía y otros servicios de telecomunicaciones	30,000,000.00	-6,000,000.00	24,000,000.00	15,587,188.00	15,587,188.00	14,717,387.00	14,717,387.00	814,812.00	00	64.95							00
2.1.2.02.02.008.8412	Servicios de telefonía fija (acceso)	19,200,000.00	-10,000,000.00	9,200,000.00	4,241,330.00	4,241,330.00	4,241,330.00	4,241,330.00	4,398,670.00	00	46.10							00
2.1.2.02.02.008.8413	Servicios de telecomunicaciones móviles	10,800,000.00	4,000,000.00	14,800,000.00	11,345,858.00	11,345,858.00	10,476,517.00	10,476,517.00	3,151,442.00	00	76.66							00
2.1.2.02.02.008.842	Servicios de telecomunicaciones vía Internet	109,000,000.00	-6,913,420.00	102,086,580.00	84,760,500.00	84,760,500.00	42,460,500.00	42,300,000.00	1,631,660,000.00	00	83.85							00
2.1.2.02.02.008.8422	Servicios de acceso a Internet	108,000,000.00	-3,000,000.00	105,000,000.00	84,600,000.00	84,600,000.00	42,300,000.00	42,300,000.00	0.00	00	100.00							00
2.1.2.02.02.008.843	Servicios de acceso a Internet	0.00	16,486,580.00	16,486,580.00	160,500.00	160,500.00	160,500.00	160,500.00	16,376,038.00	021	0.97							00
2.1.2.02.02.008.8431	Servicios de contenidos en línea (on-line)	54,000,000.00	30,010,000.00	84,010,000.00	22,810,240.00	22,810,240.00	0.00	0.00	61,189,760.00	00	27.16							00
2.1.2.02.02.008.8432	Servicios de información basados en textos en línea (on-line)	54,000,000.00	30,010,000.00	84,010,000.00	22,810,240.00	22,810,240.00	0.00	0.00	61,189,760.00	00	27.16							00
2.1.2.02.02.008.8435	Servicios de bibliotecas y archivos	19,500,000.00	23,000,000.00	42,500,000.00	39,090,333.00	39,090,333.00	26,998,966.00	26,998,966.00	4,419,667.00	00	89.62							00
2.1.2.02.02.008.846	Servicios de transmisión, programación y distribución de programas	20,000,000.00	0.00	20,000,000.00	18,093,333.00	18,093,333.00	13,135,880.00	13,135,880.00	1,906,667.00	00	90.47							00
2.1.2.02.02.008.8461	SERVICIOS DE SOPORTE	232,129,000.00	-6,541,464.00	225,587,536.00	217,272,460.00	217,272,460.00	174,918,634.00	174,918,634.00	6,311,076.00	00	96.32							00
2.1.2.02.02.008.852	Servicios de investigación y seguridad	189,000,000.00	0.00	189,000,000.00	189,352,460.00	189,352,460.00	144,281,088.00	144,281,088.00	4,647,540.00	00	97.49							00

EJECUCION ACUMULADA DE EGRESOS

RUBRO	NOMBRE	PRESUPUESTO INICIAL	MODIFICACIONES	PRESUPUESTO DEFINITIVO	DISPONIB.	REGISTROS	DEFINITIVAS	PAGOS	SALDO POR EJECUTAR	FUENTE DE RECURSO	% EJE	Vigencia		Fecha Inicial		Fecha Final		Tipo rubro
												00	ACTUAL	01/01/2021	30/11/2021	TODOS		
2.1.2.02.02.008.8925	Servicios de protección (Guarnas de seguridad)	185,000,000.00	0.00	185,000,000.00	180,352,400.00	180,352,400.00	144,281,968.00	144,281,968.00	4,677,540.00	00	97.49							
2.1.2.02.02.008.8933	Servicios de limpieza	34,125,000.00	6,458,534.00	40,583,534.00	36,920,000.00	36,920,000.00	30,636,566.00	30,636,566.00	3,653,534.00	00	90.97							
2.1.2.02.02.008.8933	Servicios de limpieza general	34,125,000.00	-14,625,000.00	19,500,000.00	19,500,000.00	19,500,000.00	19,500,000.00	19,500,000.00	0.00	00	100.00							
2.1.2.02.02.008.8939	Otros servicios auxiliares	0.00	21,083,534.00	21,083,534.00	17,420,000.00	17,420,000.00	11,136,666.00	11,136,666.00	3,653,534.00	021	82.62							
2.1.2.02.02.008.8939	Servicios de mantenimiento y cuidado del paisaje	13,000,000.00	-12,999,998.00	2.00	0.00	0.00	0.00	0.00	2.00	00	0.00							
2.1.2.02.02.008.8939	SERVICIOS DE APOYO Y DE OPERACION PARA LA AGRICULTURA, LA GANADERIA, LA SILVICULTURA, LA PESCA, LA MINERIA Y LOS SERVICIOS PUBLICOS	60,000,000.00	14,000,000.00	74,000,000.00	73,336,666.00	73,336,666.00	59,969,999.00	59,969,999.00	634,334.00	00	99.10							
2.1.2.02.02.008.8939	Servicios de apoyo y de operación para la producción de cultivos	60,000,000.00	14,000,000.00	74,000,000.00	73,336,666.00	73,336,666.00	59,969,999.00	59,969,999.00	661,334.00	00	99.10							
2.1.2.02.02.008.897	SERVICIOS DE MANTENIMIENTO, REPARACION E INSTALACION (EXCEPTO SERVICIOS DE CONSTRUCCION)	31,600,000.00	12,000,000.00	43,600,000.00	42,654,251.00	40,902,144.00	31,959,084.00	31,959,084.00	3,597,886.00	00	91.75							
2.1.2.02.02.008.897	Servicio de mantenimiento y reparación de productos médicos estomatológicos, odontológicos y equipo	31,600,000.00	12,000,000.00	43,600,000.00	42,654,251.00	40,002,144.00	31,959,084.00	31,959,084.00	3,597,886.00	00	91.75							
2.1.2.02.02.008.8974	Servicio de mantenimiento y reparación de maquinaria y equipo de transporte	24,500,000.00	0.00	24,500,000.00	24,500,000.00	21,847,893.00	16,336,500.00	16,336,500.00	2,652,107.00	00	89.18							
2.1.2.02.02.008.8974	Servicio de mantenimiento y reparación de vehículos automotores	24,500,000.00	0.00	24,500,000.00	24,500,000.00	21,847,893.00	16,336,500.00	16,336,500.00	2,652,107.00	00	89.18							
2.1.2.02.02.008.8975	Servicio de mantenimiento y reparación de otra maquinaria y otro equipo	7,100,000.00	12,000,000.00	19,100,000.00	18,154,251.00	18,154,251.00	15,622,584.00	15,622,584.00	945,749.00	00	95.05							
2.1.2.02.02.008.8975	Servicio de mantenimiento y reparación de maquinaria industrial	7,100,000.00	12,000,000.00	19,100,000.00	18,154,251.00	18,154,251.00	15,622,584.00	15,622,584.00	945,749.00	00	95.05							
2.1.2.02.02.008.898	SERVICIOS DE FABRICACION CON INSUMOS FISICOS QUE SON PROPIEDAD DE OTROS	0.00	0.00	0.00	0.00	0.00	0.00	0.00	0.00	00	NAN							
2.1.2.02.02.008.898	Otros servicios de fabricación	0.00	0.00	0.00	0.00	0.00	0.00	0.00	0.00	00	NAN							
2.1.2.02.02.008.8989	Otros servicios de fabricación n.c.p.	0.00	0.00	0.00	0.00	0.00	0.00	0.00	0.00	00	NAN							
2.1.2.02.02.008.899	SERVICIOS DE FABRICACION; SERVICIOS DE EDICION, IMPRESION Y REPRODUCCION; SERVICIOS DE REPARACION DE MATERIALES	15,000,000.00	-15,000,000.00	0.00	0.00	0.00	0.00	0.00	0.00	00	NAN							
2.1.2.02.02.008.891	Servicios de edición, impresión y reproducción	15,000,000.00	-15,000,000.00	0.00	0.00	0.00	0.00	0.00	0.00	00	NAN							
2.1.2.02.02.008.8912	Servicios de impresión y reproducción de información grabada, a cédulas y por contrato	15,000,000.00	-15,000,000.00	0.00	0.00	0.00	0.00	0.00	0.00	00	NAN							
2.1.2.02.02.008.8912	Servicios relacionados con la impresión	15,000,000.00	-15,000,000.00	0.00	0.00	0.00	0.00	0.00	0.00	00	NAN							
2.1.2.02.02.009	SERVICIOS PARA LA COMUNIDAD, SOCIALES Y PERSONALES	129,700,000.00	134,810,000.00	264,510,000.00	170,257,120.00	90,257,120.00	74,642,129.00	74,642,129.00	174,282,971.00	00	34.12							
2.1.2.02.02.009.92	SERVICIOS DE EDUCACION	70,000,000.00	112,160,000.00	182,160,000.00	106,018,729.00	36,018,729.00	26,018,729.00	26,018,729.00	156,141,271.00	00	14.28							
2.1.2.02.02.009.924	Servicios de educación postsecundaria no superior	70,000,000.00	112,160,000.00	182,160,000.00	106,018,729.00	36,018,729.00	26,018,729.00	26,018,729.00	156,141,271.00	00	14.28							
2.1.2.02.02.009.9241	Servicio de educación postsecundaria no superior	70,000,000.00	112,160,000.00	182,160,000.00	106,018,729.00	36,018,729.00	26,018,729.00	26,018,729.00	156,141,271.00	00	14.28							
2.1.2.02.02.009.92410	Servicio de educación postsecundaria no superior	70,000,000.00	112,160,000.00	182,160,000.00	106,018,729.00	36,018,729.00	26,018,729.00	26,018,729.00	156,141,271.00	00	14.28							
2.1.2.02.02.009.924101	Educación Continuada	35,000,000.00	39,24,500.00	73,24,500.00	18,500,000.00	18,500,000.00	18,500,000.00	18,500,000.00	54,84,500.00	00	25.23							
2.1.2.02.02.009.924102	Capacitación	35,000,000.00	46,325,500.00	81,325,500.00	18,500,000.00	1,325,500.00	1,325,500.00	1,325,500.00	80,000,000.00	00	1.63							
2.1.2.02.02.009.924102	Capacitación	0.00	27,510,000.00	27,510,000.00	6,193,229.00	6,193,229.00	6,193,229.00	6,193,229.00	21,316,771.00	021	22.51							
2.1.2.02.02.009.93	SERVICIOS PARA EL CUIDADO DE LA SALUD HUMANA Y SERVICIOS SOCIALES	11,700,000.00	32,889,000.00	44,589,000.00	44,550,000.00	31,050,000.00	31,050,000.00	31,050,000.00	0.00	00	100.00							
2.1.2.02.02.009.931	Servicios de salud humana	11,700,000.00	32,889,000.00	44,589,000.00	44,550,000.00	31,050,000.00	31,050,000.00	31,050,000.00	0.00	00	100.00							
2.1.2.02.02.009.9312	Servicios médicos y odontológicos	11,700,000.00	32,889,000.00	44,589,000.00	44,550,000.00	31,050,000.00	31,050,000.00	31,050,000.00	0.00	00	100.00							
2.1.2.02.02.009.9313	Servicios médicos generales	5,850,000.00	17,100,000.00	22,950,000.00	22,950,000.00	14,850,000.00	14,850,000.00	14,850,000.00	0.00	00	100.00							
2.1.2.02.02.009.93124	Servicios odontológicos	5,850,000.00	15,750,000.00	21,600,000.00	21,600,000.00	16,200,000.00	16,200,000.00	16,200,000.00	0.00	00	100.00							
2.1.2.02.02.009.94	SERVICIOS DE ALCANTARILLADO, RECOLECCION, TRATAMIENTO Y DISPOSICION DE DESAGUOS Y OTROS SERVICIOS DE SANEAMIENTO AMBIENTAL	20,000,000.00	7,000,000.00	27,000,000.00	8,888,400.00	8,888,400.00	8,888,400.00	8,888,400.00	18,111,600.00	00	32.92							
2.1.2.02.02.009.941	Servicio de alcantarillado, servicios de limpieza, tratamiento de aguas residuales y tanques sépticos	20,000,000.00	7,000,000.00	27,000,000.00	8,888,400.00	8,888,400.00	8,888,400.00	8,888,400.00	18,111,600.00	00	32.92							
2.1.2.02.02.009.9411	Servicio de alcantarillado, servicios de limpieza, tratamiento de aguas residuales y tanques sépticos	20,000,000.00	7,000,000.00	27,000,000.00	8,888,400.00	8,888,400.00	8,888,400.00	8,888,400.00	18,111,600.00	00	32.92							

EJECUCION ACUMULADA DE EGRESOS

Sucursal
00

Vigencia
ACTUAL

Fecha Inicial
01/01/2021


Fecha Final
30/11/2021


Tipo rubro
TODOS

RUBRO	NOMBRE	PRESUPUESTO INICIAL	MODIFICACIONES	PRESUPUESTO DEFINITIVO	DISPONIB.	REGISTROS	DEFINITIVAS	PAGOS	SALDO POR EJECUTAR	FUENTE DE RECURSO	% EJE
2.1.2.02.02.009.96	SERVICIOS RECREATIVOS, CULTURALES Y DEPORTIVOS	29,000,000.00	-17,200,000.00	10,800,000.00	10,800,000.00	10,800,000.00	8,685,000.00	8,685,000.00	0.00	00	100.00
2.1.2.02.02.009.965	Servicios deportivos y recreativos	29,000,000.00	-17,200,000.00	10,800,000.00	10,800,000.00	10,800,000.00	8,685,000.00	8,685,000.00	0.00	00	100.00
2.1.2.02.02.010.001	Válidos de los funcionarios en comisión y recreativos	28,000,000.00	-17,200,000.00	10,800,000.00	10,800,000.00	10,800,000.00	8,685,000.00	8,685,000.00	0.00	00	100.00
2.1.3	Válidos de los funcionarios en comisión	10,000,000.00	23,000,000.00	33,000,000.00	22,244,595.00	15,856,031.00	15,856,031.00	10,755,405.00	0.00	00	67.41
2.1.3.04	Transferencias corrientes	50,000,000.00	304,710.00	50,304,710.00	22,244,595.00	15,856,031.00	15,856,031.00	10,755,405.00	0.00	00	67.41
2.1.3.04.05	A organizaciones nacionales	9,000,000.00	304,710.00	9,304,710.00	9,304,710.00	9,304,710.00	9,304,710.00	9,304,710.00	0.00	00	100.00
2.1.3.04.05.001	Membruías	9,000,000.00	304,710.00	9,304,710.00	9,304,710.00	9,304,710.00	9,304,710.00	9,304,710.00	0.00	00	100.00
2.1.3.04.05.001.01	Reditu	9,000,000.00	304,710.00	9,304,710.00	9,304,710.00	9,304,710.00	9,304,710.00	9,304,710.00	0.00	00	100.00
2.1.3.13	Sentencias y conciliaciones	41,000,000.00	0.00	41,000,000.00	0.00	0.00	0.00	0.00	0.00	00	0.00
2.1.3.13.01	Fallos nacionales	41,000,000.00	0.00	41,000,000.00	0.00	0.00	0.00	0.00	0.00	00	0.00
2.1.3.13.01.001	Sentencias	36,000,000.00	0.00	36,000,000.00	0.00	0.00	0.00	0.00	0.00	00	0.00
2.1.3.13.01.002	Conciliaciones	5,000,000.00	0.00	5,000,000.00	0.00	0.00	0.00	0.00	0.00	00	0.00
2.1.8	Gastos por tributos, multas, sanciones e intereses de mora	26,000,000.00	30,000,000.00	56,000,000.00	4,908,478.00	4,908,478.00	4,908,478.00	4,908,478.00	0.00	00	8.77
2.1.8.01	Impuestos	21,000,000.00	30,000,000.00	51,000,000.00	0.00	0.00	0.00	0.00	0.00	00	0.00
2.1.8.01.52	Impuesto predial unificado	21,000,000.00	30,000,000.00	51,000,000.00	0.00	0.00	0.00	0.00	0.00	00	0.00
2.1.8.04	Contribuciones	5,000,000.00	0.00	5,000,000.00	4,908,478.00	4,908,478.00	4,908,478.00	4,908,478.00	0.00	00	98.17
2.1.8.04.01	Cuota de fiscalización y audite	5,000,000.00	0.00	5,000,000.00	4,908,478.00	4,908,478.00	4,908,478.00	4,908,478.00	0.00	00	98.17
2.3.D	INVERSION (DEL NIVEL DEPARTAMENTAL)	639,968,250.00	794,278,844.00	1,434,247,094.00	1,003,091,250.00	25,300,000.00	1,372,997,849.00	1,372,997,849.00	91,522.00	03	4.27
2.3.D.02	Adquisición de bienes y servicios	639,968,250.00	729,187,584.00	1,369,155,844.00	938,000,000.00	25,300,000.00	1,369,155,844.00	1,369,155,844.00	0.00	03	0.00
2.3.D.02.01	Edificaciones y estructuras	0.00	1,003,680,000.00	1,003,680,000.00	938,000,000.00	0.00	1,003,680,000.00	1,003,680,000.00	0.00	03	0.00
2.3.D.02.01.001.02.07	Edificios educativos	0.00	1,003,680,000.00	1,003,680,000.00	938,000,000.00	0.00	1,003,680,000.00	1,003,680,000.00	0.00	03	0.00
2.3.D.02.02	Adquisición de servicios	639,968,250.00	-274,427,406.00	365,495,844.00	0.00	0.00	365,495,844.00	365,495,844.00	0.00	03	0.00
2.3.D.02.02.003	Otros bienes transportables (excepto productos médicos, maquinaria y equipo)	0.00	14,291,250.00	14,291,250.00	0.00	0.00	14,291,250.00	14,291,250.00	0.00	03	82.74
2.3.D.02.02.008	Servicios prestados a las empresas y servicios de producción	0.00	50,800,000.00	50,800,000.00	49,484,251.00	25,300,000.00	2,466,269.00	2,466,269.00	0.00	03	82.74
2.3.N	INVERSION (DEL NIVEL NACIONAL)	1,250,000,000.00	3,356,582,588.00	4,606,582,588.00	2,231,406,612.00	61,864,700.00	25,300,000.00	4,544,217,888.00	1,315,789.00	03	97.41
2.3.N.02	Adquisición de bienes y servicios	1,250,000,000.00	1,100,726,041.00	2,350,726,041.00	0.00	0.00	2,350,726,041.00	2,350,726,041.00	0.00	012	1.34
2.3.N.02.01	Adquisición de activos no financieros	0.00	0.00	0.00	0.00	0.00	0.00	0.00	0.00	012	0.00
2.3.N.02.01.01	Activos fijos	0.00	0.00	0.00	0.00	0.00	0.00	0.00	0.00	012	0.00
2.3.N.02.01.01.003	Maquinaria y equipo	0.00	0.00	0.00	0.00	0.00	0.00	0.00	0.00	012	0.00
2.3.N.02.01.01.003.02	Maquinaria para usos especiales	0.00	0.00	0.00	0.00	0.00	0.00	0.00	0.00	012	0.00
2.3.N.02.01.01.003.02.04	Maquinaria para la minería, la explotación de canteras y la construcción y sus partes y piezas	0.00	0.00	0.00	0.00	0.00	0.00	0.00	0.00	012	0.00
2.3.N.02.01.01.003.02.04.08	Otra maquinaria para usos especiales y sus partes y piezas	0.00	0.00	0.00	0.00	0.00	0.00	0.00	0.00	012	0.00
2.3.N.02.01.01.003.04	Maquinaria y aparatos eléctricos	0.00	13,624,477.00	13,624,477.00	0.00	0.00	13,624,477.00	13,624,477.00	0.00	012	55.44
2.3.N.02.01.01.003.05	Construcción y Servicio de la Construcción	0.00	880,000,000.00	880,000,000.00	872,060,261.00	0.00	880,000,000.00	880,000,000.00	0.00	012	0.00
2.3.N.02.01.01.003.06	Aparatos médicos, Instrumentos ópticos y de precisión, relojes	0.00	1,259,716,351.00	1,259,716,351.00	0.00	0.00	1,259,716,351.00	1,259,716,351.00	0.00	012	0.00
2.3.N.02.01.01.003.06.02	Instrumentos y aparatos de medición, verificación, análisis, de seguridad y otros (excepto instrumentos ópticos), Instrumentos de control de procesos industriales, sus partes, piezas y accesorios	0.00	0.00	0.00	0.00	0.00	0.00	0.00	0.00	012	0.00
2.3.N.02.02.008.8413	Servicios de telecomunicaciones móviles	0.00	24,500,000.00	24,500,000.00	24,500,000.00	20,783,700.00	20,783,700.00	20,783,700.00	3,716,300.00	012	84.83
2.3.P	INVERSION (DE RECURSOS PROPIOS)	0.00	954,287,277.00	954,287,277.00	531,894,147.00	128,541,286.00	54,541,286.00	627,745,981.00	0.00	00	13.26
2.3.P.2	Adquisición de bienes y servicios	0.00	391,625,956.00	391,625,956.00	0.00	0.00	391,625,956.00	391,625,956.00	0.00	00	0.00
2.3.P.2.02.01.004	Productos metálicos y paquetes de software	0.00	200,992,972.00	200,992,972.00	199,286,247.00	126,541,286.00	54,541,286.00	74,451,676.00	0.00	00	62.96


EJECUCION ACUMULADA DE EGRESOS

RUBRO	NOMBRE	PRESUPUESTO INICIAL	MODIFICACIONES	PRESUPUESTO DEFINITIVO	DISPONIB.	REGISTROS	DEFINITIVAS	PAGOS	SALDO POR EJECUTAR	FUENTE DE RECLRSO	% ESEC	Vigencia		Fecha Inicial	Fecha Final	Tipo rubro	
												00	ACTUAL				01/01/2021
2.3.P.2.02.01.005	Construcción y Servicio de la Construcción	0.00	50,000,000.00	50,000,000.00	28,967,531.00	0.00	0.00	0.00	50,000,000.00	00	0.00						
2.3.P.2.02.01.008	Servicios prestados a las empresas y servicios de producción	0.00	311,668,349.00	311,668,349.00	311,668,349.00	0.00	0.00	0.00	311,668,349.00	00	0.00						
UNIDAD EJECUTORA: R - SISTEMA GENERAL DE REGALIAS																	
2.SGR	SISTEMA GENERAL DE REGALIAS	0.00	999,999,999.00	999,999,999.00	0.00	0.00	0.00	0.00	999,999,999.00	18	0.00						
2.SGR-01	FONDO DE CIENCIA, TECNOLOGIA E INNOVACION	0.00	999,999,999.00	999,999,999.00	0.00	0.00	0.00	0.00	999,999,999.00	18	0.00						
2.SGR-01.01	Fortalecimiento Institucional y de Investigación de las IES públicas	0.00	0.00	0.00	0.00	0.00	0.00	0.00	0.00	18	0.00						
2.SGR.01.01.01	Implementación laboratorio de calidad fisicoquímica de alimentos para el fortalecimiento competitivo y sostenible de las IES de especialidades del Departamento de Norte de Santander	0.00	999,999,999.00	999,999,999.00	0.00	0.00	0.00	0.00	999,999,999.00	18	0.00						
TOTAL GASTOS:			8,698,757,400.00	9,481,790,707.00	18,170,546,107.00	10,969,080,450.00	7,155,073,645.00	6,332,921,754.00	6,297,496,914.00	11015,474,462.00	39.38						


MARIO AUGUSTO CONTRERAS MEDINA
RECTOR


HECTOR JESUS QUINTERO
PROFESOR MANEJO PRESUPUESTARIO DE PRESUPUESTO


ERIKA PATRICIA PACHECO PEREZ
TECNICO ADMINISTRATIVO DE PAGADURIA


GLORIA YUBID CORONADO SEPULVEDA
SECRETARIA GENERAL